



**“Righteous People,
Reliable Light”**

Shanghai

Shanghai Cyanlite Technology Co., Ltd.
Web: www.cyanlite.com
Email: sales@cyanlite.com
Tel: +86 -21-3157 9655 Fax: +86 -21-3157 9655
Add: No.93 Jianhao Road, Pudong District, Shanghai 201318, China

Hongkong

Cyanlite Technology Co., Ltd.
Tel: +852-2139 3077 Fax: +852-2139 3217
Add: 12/F., San Toi Building, 137-139 Connaught Road Central, Hong Kong

Zhejiang

Jiaxing Cyanlite Technology Co., Ltd.
Tel: +86 -573-85609299 Fax: +86 - 573-85609299
Add: No.333 Guangzhongnan Road, Pinghu City, Zhejiang 314200, China



KAT22V1.2 2022/3/1



Cyanlite Product Catalog 2022

RIGHTEOUS
PEOPLE

MAKE

RELIABLE
LIGHT

WHO WE ARE?

Cyanlite was established in 2015 as a subsidiary of CYAN lighting group, aiming for the professional customers who have specific and premium requirements for office, commercial and administrative lighting.



The R&D team of Cyanlite has more than 15 years experiences of developing various kinds of lighting products, for different projects and applications such as Office, Education, Health Care and Specialty Lighting. With the strong supports of our Supply Chain Management, we can deliver all customized products clients want.



CYANLITE PHILOSOPHY

Our Philosophy

Righteous People, Reliable Light.

Our Mission

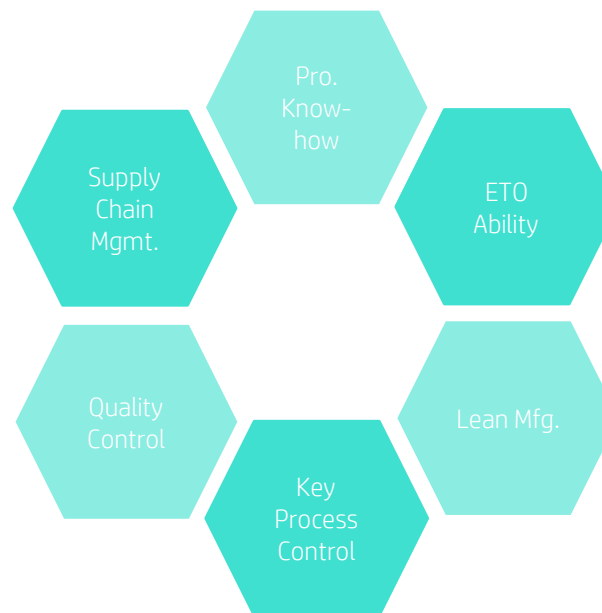
Contributing by offering the good light.

Our Vision

Growing and building a win-win relationship with customers, partners and employees.

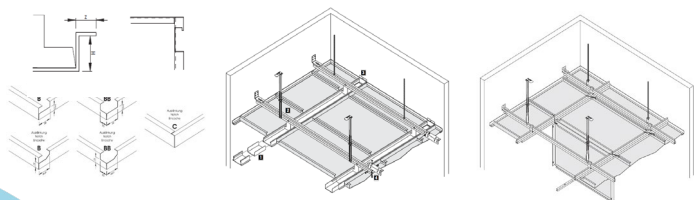
Core Values

- Customer-oriented.
- Relentless Innovation and Long-term thinking.
- Integrity, Reliability and Responsibility.
- Facts-based doer, always getting things done firmly.
- Flexibility and Continuous Improvement.



PROFESSIONAL KNOW-HOW

- Different from commodity products, our products require much more know-how for the lighting as well as different ceiling systems. Our strength is integrated the lighting perfectly to all kinds of installation and perfectly deliver what customers need.

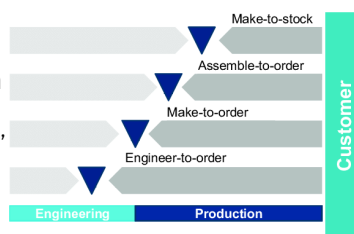


- ☑ Mineral Board Ceiling
- ☑ Plaster Board Ceiling
- ☑ Metal Ceiling Systems

STRONG ETO ABILITY

- Strong R&D team with professional know-how and solid experiences. We have been cooperating with countless European top lighting brands and premium projects, delivering all kinds of tailor-made lighting products to meet their various special requirements perfectly.
- Outstanding Supply Chain Management. A strong and stable supply chain is a must to meet all kinds of requirements.

- All Cyanlite account managers have at least five years experiences in the LED lighting industry with a solid technical background and fluent spoken/written English. To understand customers' requirements 100% and efficient 2-way-communications is a key to the success of ETO.

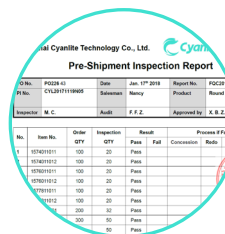


QUALITY CONTROL

- The quality is assured and controlled by multiple times checking from the beginning to the end of whole product manufacturing cycle, from incoming material (IQC) to product shipment (FQC).
- A PSI (Pre-Shipment Inspection) report will be provided to customer for each order, you know what you will have before you receive them.
- Quality costs money, as we need to use good material and excellent manufacturing process. Quality saves more money, as you pay for cheap, you pay twice.

SUPPLY CHAIN MANAGEMENT

- We have developed a strict supply chain management policy and polished it over the years. With this scientific system, we have achieved excellent control on material cost, quality and lead time.
- For our clients, supply chain management enables us to provide stable quality products with fast delivery at a competitive cost. It's also an essential for us to be flexible and meet all kinds of special requirements from customers.



PRODUCT PHILOSOPHY

■ In Cyanlite, the products are designed and produced under 2 basic philosophies.

1. **High Quality** – we don't produce inferior products, as normally the replacement is very costly and troublesome. We prefer to be cautious in the first place than sorry afterwards.
2. **Easy Installation** – we understand sometimes the installation cost is even higher than the product itself, customer can save huge money if the products can be installed perfectly and quickly.

LEAN MANUFACTURING AND KPC

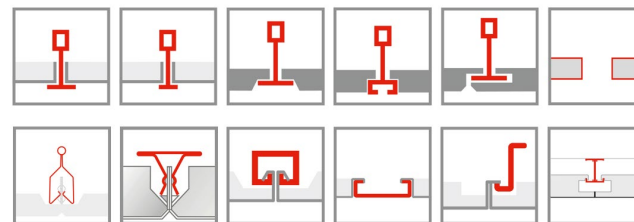
■ Key Process Control is one of the essentials for Lean Manufacturing, to ensure the overall product quality level and avoid waste. We will demonstrate how and what we do of the each KPC during manufacturing when customer visit us on site.

■ We have accumulated so many FMEA (Failure Mode and Effect Analysis) for manufacturing a good product, and our KPC are set up based on these valuable experiences.



LIGHTING FOR ALL CEILINGS

■ We provide complete lighting solution for all kinds of ceiling systems and installations, besides Mineral Board Ceiling and Plaster Board Ceiling, Cyanlite has sophisticated lighting product range for many different Metal Ceiling systems.



SOLUTIONS FIT FOR MOST BRANDS

■ Cyanlite is very experienced and has solid knowledge of all the major ceiling types from most ceiling brands, such as SAS, Armstrong, DURLUM, FURAL, Knauf AMF, Burgess CEP by System', Hunter Douglas, Rockfon, Lindner, OWA Odenwald, Gradhermetic etc.,



CONTENTS

“Righteous People

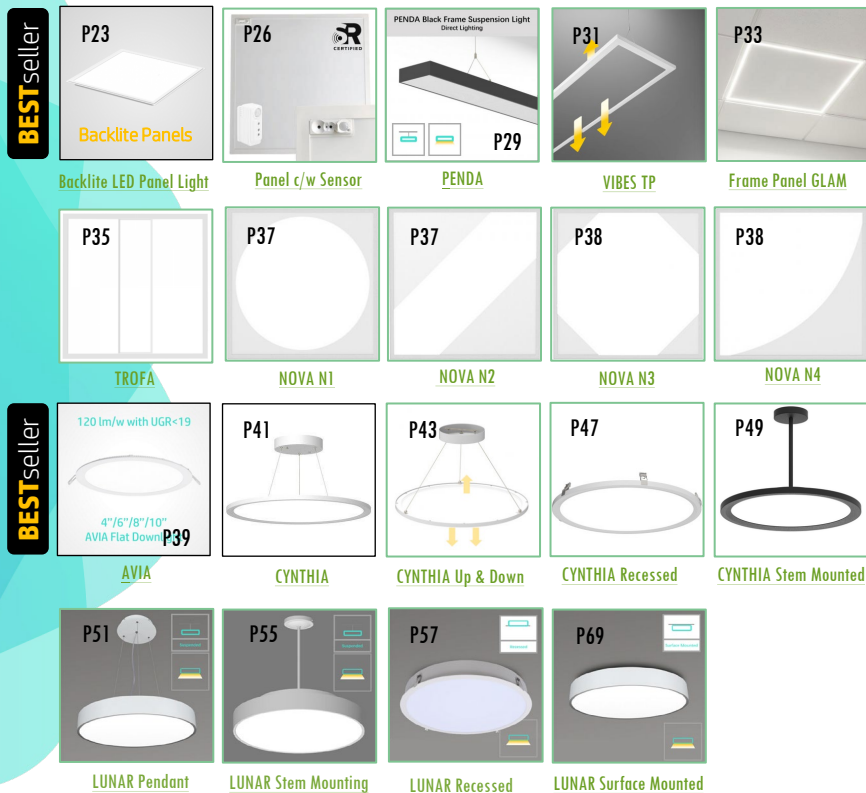
Reliable Light”

CONTENTS


LED Panel Light for different ceiling systems



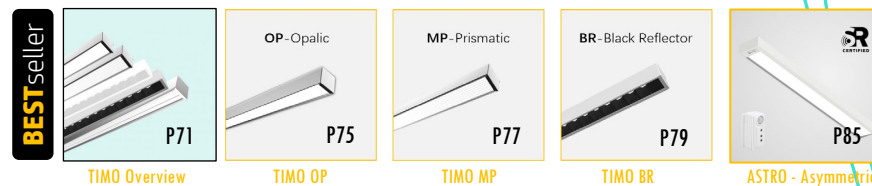
Office and Commercial Lighting



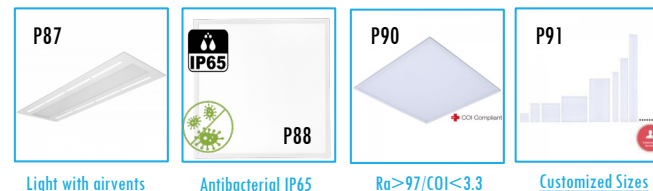
LED Surface Mounted Luminaire



LED Linear Light



Light for Special Applications










Industrial Lighting





LED Panel for Different Ceilings

Ceiling Type	Ceiling Diagram	Cyanlite Series	Ceiling Brands and Models examples									
			SAS	Armstrong	DURLUM	FURAL	AMF	BURGESS CEP	Hunter Douglas	Rockfon	Lindner	Odenwald
Clip-In		C1150	SAS 120					CLIP-IN				
Clip-In		C1150	SAS 150	S-Clip F Q-Clip F R-Clip F	S1	KQK1 KLK1	System A Mondena Clip-in System	CLIP-IN A-BAR	Clip-In	Snap-In	LMD-K 420	\$22 \$32 \$32L
Hook-On		HO200	SAS 200	METALWORK S™ Linear Plank	S4	KQH2 KLH2 KLQ2	System A Mondena Hook-on system	HOOK-ON	Beta-B	Hook-On	LMD-E 200	\$39
Hook-Over C-Channel/ C-Profile C-Bandrastrer/ Post-Cap		HO330	SAS 330	B-H 300	S5	KL85.2	System I C Bandrastrer	MODULAR BEAM LINEAR BEAM	Alpha		LMD-B 100 LMD-B 100 SD LMD-B 110	\$48
HOOK-IN		HI600	SAS 600		S7				Beta-A		LMD-E 213	D39
Double Hook H HANG-IN		DH Double Hook			S10H	KLH-H28				Hook-In	LMD-E 210	
LAY-IN Tegular		LI130	SAS130	Tegular		KQV3	System C/ VT	TEGULAR	Lay-in	Lay-in	LMD-K 400	\$3a/\$15a/\$6b


Cyanlite LED Panel Light for Different Ceilings

Different from commodity products, Cyanlite products require much more know-how for the lighting as well as different ceiling systems. Our strength is integrated the lighting perfectly to all kinds of installation and perfectly deliver what customers need.

Cyanlite LED panel lights include professional lighting solution for all kinds of ceiling systems, including the normal Lay-On ceiling(T15/T24 T-bar ceiling), as well as plasterboard ceiling and metal ceiling systems, such as Clip-In ceilings, Hook-Over ceilings, Hook-On ceiling, Hook-In ceilings etc., and suitable for the major global ceiling brands such as SAS, Armstrong, AMF, BURGESS, OWA, FURAL and so on.



- Mineral Board Ceiling
- Gypsum Board Ceiling
- Metal Ceiling




Cyanlite is very experienced and has solid knowledge of all the major ceiling types from most ceiling brands, such as SAS, Armstrong, DURLUM, FURAL, Knauf AMF, Burgess CEP by System*, Hunter Douglas, Rockfon, Lindner, OWA Odenwald, Gradhermetic etc.,



■ Cyanlite LED Panel Light for Metal Ceilings

Ceiling Type	Ceiling Diagram	Cyanlite Series	SAS Model
<u>Clip-In</u>		<u>CI150</u>	SAS 120
<u>Clip-In</u>		<u>CI150</u>	SAS 150
<u>Hook-On</u>		<u>HO200</u>	SAS 200
<u>Hook-Over</u> <u>C-Channel/</u> <u>C-Profile</u> <u>C-Bandraster/</u> <u>Post-Cap</u>		<u>HO330</u>	SAS 330
<u>Hook-In</u>		<u>HI600</u>	SAS 600
Double Hook H HANG-IN		DH Double Hook	
<u>Lay-In</u> <u>Regular</u>		<u>LI130</u>	SAS130



Clip-In Metal Ceiling

- Seamlessly integrated with premium Clip-In, also called SAS120/SAS150 or A-BAR metal ceiling systems
- EN 12464-1 & LG7 Compliant, UGR<19 Optional
- 5 Years Warranty; CE, RoHS2.0, REACH approval
- Product description: Cyanlite LED panel light for Clip-In Metal Ceiling for SAS120, SAS150, Armstrong S/Q/R Clip-F, DURLUM S1, FURAL KQK1/KLK1, Knauf AMF Clip-in, BURGESS CEP Clip-in/A-Bar, Linder LMD-K420, OWA S22...


The Cyanlite™ LED panel lights C1150 series has been designed specifically for seamlessly integrated with premium Clip-In, also called SAS120/SAS150 or A-BAR metal ceiling systems. These luminaires fit into the Clip-In ceiling systems perfectly and flush with the ceiling elements with seamless design. Tool-less installation saves huge time for installers and enable them to complete the project easily and quickly.





Scan now
to get product
details



■ Cyanlite C1150 series LED Panel Light for CLIP-IN Metal Ceilings



Model	Part Number	Dimension(mm)	Lumen Output	System Power
300x300	PS15W030C	299x299	1500 lm	15 W
300x600	PS20W306C	299x599	2400 lm	20 W
300x900	PS25W309C	299x899	3000 lm	25 W
300x1200	PS30W312C	299x1199	3600 lm	30 W
300x1500	PS35W315C	299x1499	4200 lm	35 W
300x1800	PS45W318C	299x1799	5400 lm	45 W
312.5x625	PS20W307C	311x624	2400 lm	20 W
312.5x1250	PS30W313C	311x1249	3600 lm	30 W
500x500	PS30W050C	499x499	3600 lm	30 W
600x600	PS30W060C	599x599	3600 lm	30 W
600x1200	PS50W612C	599x1199	6000 lm	50 W
625x625	PS30W062C	624x624	3600 lm	30 W
625x1250	PS50W613C	624x1249	6000 lm	50 W
750x750	PS50W075C	749x749	6000 lm	50 W



Hook-Over Metal Ceiling

- Specifically designed for Hook-Over, also called SAS330 ceiling systems.
- EN 12464-1 & LG7 Compliant, UGR<19 Optional
- 5 Years Warranty; CE, RoHS2.0, REACH approval
- Product description: Cyanlite LED panel light for Hook-Over Metal Ceiling for SAS330, Armstrong B-H300, DURLUM S5, FURAL KLB5.2, Knauf AMF C-Bandraster, BURGESS CEP Beam, Linder LMD-B100, OWA S48...

The Cyanlite™ LED panel lights HO330 series has been designed specifically for seamlessly integrated with premium Hook-Over, also called SAS330 or C-Channel/C-Profile/C-Bandraster/Post-Cap metal ceiling systems. These luminaires fit into the Hook-Over ceiling systems perfectly and no need any additional accessories, saving huge time for installers and enable them to complete the project easily and quickly.

Scan now
to get product
details




■ Cyanlite HO330 series LED Panel Light for HOOK-OVER Metal Ceilings



Model	Product No.	Dimension(mm)	Luminous Flux	System Power
300x1200	PS30W312H	299x1199x30	3600lm	30W
300x1350	PS35W313H	299x1349x30	4200lm	35W
300x1400	PS35W314H	299x1399x30	4200lm	35W
312.5x1250	PS30W313H	311x1249x30	3600lm	30W
400x1800	PS45W418H	399x1799x30	5400lm	45W
450x1350	PS35W414H	449x1349x30	4200lm	35W
600x1200	PS50W612H	599x1199x30	6000lm	50W





Hook-On Metal Ceiling


- Specifically designed for Hook-On, also called SAS200 ceiling systems.
- EN 12464-1 & LG7 Compliant, UGR<19 Optional
- 5 Years Warranty; CE, RoHS2.0, REACH approval
- Product description: Cyanlite LED panel light for Hook-On Metal Ceiling for SAS200, Armstrong Linear Plank, DURLUM S4, FURAL KQH2/KLH2/KLG2, Knauf AMF Mondena Hook-On, Linder LMD-E200, OWA S39...

The Cyanlite™ LED panel lights HO200 series has been designed specifically for seamlessly integrated with premium Hook-On, also called SAS200 or Hang-In metal ceiling systems. These luminaires fit into the Hook-On ceiling systems perfectly and flush with the ceiling elements with seamless design. Tool-less installation saves huge time for installers and enable them to complete the project easily and quickly..

Scan now
to get product
details



■ Cyanlite HO200 series LED Panel Light for HOOK-ON Metal Ceilings



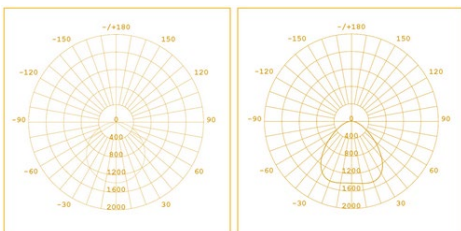
Model	Part Number	Dimension(mm)	Lumen Output	System Power
300x1200	PS30W3120	299x1199	3600 lm	30 W
312.5x1250	PS30W3130	311x1249	3600 lm	30 W
600x600	PS30W0600	599x599	3600 lm	30 W
600x1200	PS50W6120	599x1199	6000 lm	50 W
600x1800	PS65W6180	599x1799	7800 lm	65 W
625x625	PS30W0620	624x624	3600 lm	30 W
625x1250	PS50W6130	624x1249	6000 lm	50 W
625x1875	PS65W6190	624x1874	7800 lm	65 W





Backlite LED Panel Light for Lay-On ceiling

- For T15/T24 Lay-On ceiling
- LED backlight technology, EN 12464-1 & LG7 Compliant, UGR<19 Optional
- 5 Years Warranty; CE, RoHS2.0, REACH approval
- Product description: Cyanlite Backlite LED panel for Lay-On ceiling, non-yellowing lens & FF driver. COI<3.3 compliant, daylight and motion sensor by smart control, tunable white and RGBW optional.




Scan now
to get product
details



■ Cyanlite BACKLITE LED Panel Light for T15/T24 LAY-ON Ceilings

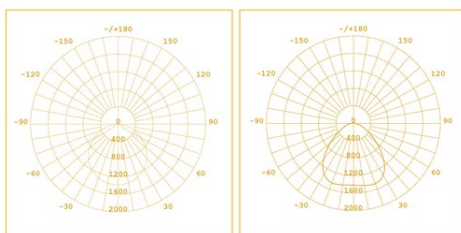


Model	Dimension	Product No.	Power	Luminous Flux	Efficiency @ 4000K
600 x 600	595 x 595 x 30mm	PB30W060P	30W	3750lm	125lm/W
		PB35W060P	35W	4375lm	125lm/W
		PB40W060E	40W	4000lm	100lm/W
625 x 625	620 x 620 x 30mm	PB30W062P	30W	3750lm	125lm/W
		PB35W062P	35W	4375lm	125lm/W
		PB40W062E	40W	4000lm	100lm/W
300 x 1200	295 x 1195 x 30mm	PB30W312P	30W	3750lm	125lm/W
		PB35W312P	35W	4375lm	125lm/W
		PB40W312E	40W	4000lm	100lm/W
600 x 1200	595 x 1195 x 30mm	PB45W612P	45W	5625lm	125lm/W
		PB60W612E	60W	6000lm	100lm/W



Sidelite for Lay-On ceiling

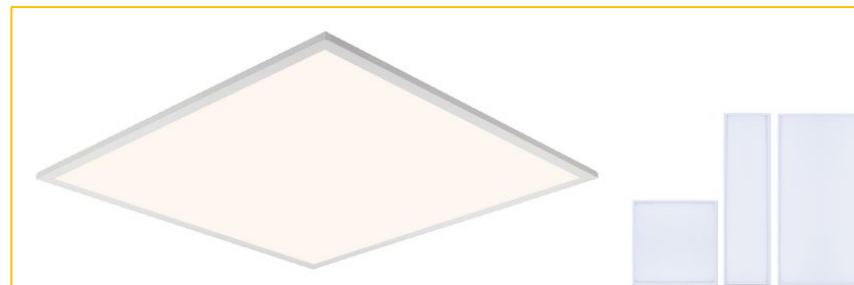
- For T15/T24 Lay-On ceiling
- EN 12464-1 & LG7 Compliant, UGR<19 Optional
- 5 Years Warranty; CE, RoHS2.0, REACH approval
- Product description : Cyanlite Sidelite LED panel for Lay-On ceiling, with PMMA LGP & FF driver, 5 years warranty and a wide range with more than 20 standard sizes, customized oriented.



Scan now
to get product
details



■ Cyanlite SIDELITE LED Panel Light for T15/T24 LAY-ON Ceilings



Model	Part No.	Power	Luminous Flux	Dimension (mm)
184x1231	PS22W213	22 W	2500 lm	184x1231x10
190x1250	PS30W212	30 W	3600 lm	185x1245x10
190x1300	PS30W213	30 W	3600 lm	185x1295x10
190x1500	PS35W215	35 W	4200 lm	185x1495x10
300x300	PS15W030	15 W	1800 lm	295x295x10
300x600	PS20W306	20 W	2400 lm	295x595x10
300x1200	PS30W312	30 W	3600 lm	295x1195x10
300x1500	PS35W315	35 W	4200 lm	295x1495x10
300x1800	PS45W318	45 W	5400 lm	295x1795x10
310x1547	PS40W316	40 W	5000lm	310x1547x10
312.5x1250	PS30W313G	30W	3600 lm	308x1245x10
312.5x1500	PS35W315G	35 W	4200 lm	308x1495x10
312.5x1800	PS45W318G	45 W	5400 lm	308x1795x10
400x1200	PS30W412	30W	3600 lm	395x1195x10
400x1250	PS30W413	30W	3600 lm	395x1245x10
400x1500	PS35W415	35 W	4200 lm	395x1495x10
400x1800	PS45W418	45 W	5400 lm	395x1795x10
500x500	PS30W050	30 W	3600 lm	495x495x10
600x600	PS30W060	30 W	3600 lm	595x595x10
600x1200	PS50W612	50 W	6000 lm	595x1195x10
625x625	PS30W062	30 W	3600 lm	620x620x10
625x1250	PS50W613	50W	6000 lm	620x1245x10
750x750	PS50W075	50 W	6000 lm	745x745x10



Narrow Frame LED PANEL for Lay-On Ceiling

- - 4mm narrow frame design, frames of Panel Light are completely hidden under the T grid after installation
- - EN 12464-1 & LG7 Compliant, UGR<19 Optional
- - 5 Years Warranty; CE, RoHS2.0, REACH approval
- Product description: The Cyanlite™ LED panel lights Narrow Frame series has been designed for the high-class premium projects, which requires the frames of panel lights are invisible after installation.

The Cyanlite™ LED panel lights Narrow Frame series has been designed for the high-class premium projects, which requires the frames of panel lights are invisible after installation. These luminaires fit into the Lay-On ceiling systems perfectly, the 4mm width narrow frames are completely hidden under the T grid after installation, making the whole ceiling system uniform and elegant.

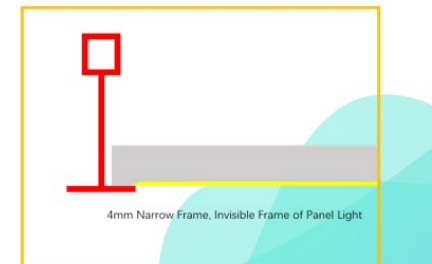
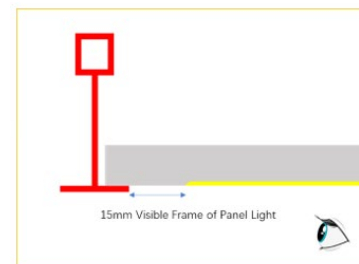
Scan now
to get product
details




■ Cyanlite NF Narrow Frame LED Panel Light for T15/T24 LAY-ON Ceilings



Model	Part No.	Power	Luminous Flux	Dimension (mm)
300x1200	PS30W312N	30 W	3600 lm	295x1195x15
500x500	PS30W050N	30 W	3600 lm	495x495x15
600x600	PS30W060N	30 W	3600 lm	595x595x15
600x1200	PS50W612N	50 W	6000 lm	595x1195x15
625x625	PS30W062N	30 W	3600 lm	620x620x15
750x750	PS50W075N	50 W	6000 lm	745x745x15





Lay-In Ceiling

- Specifically designed for Lay-In, also called SAS130 ceilings.
- EN 12464-1 & LG7 Compliant, UGR<19 Optional
- 5 Years Warranty; CE, RoHS2.0, REACH approval
- Product description: Cyanlite LED panel light for Lay-In ceilings for SAS130, Armstrong Tegular, Rockfon Lay-In, FURAL KQV3, Knauf AMF System C/VT, Linder LMD-K400, OWA S3a/S15a/S6b/S15b, Gradhermetic Semivista..


The Cyanlite™ LED panel lights LI130 series has been designed specifically for seamlessly integrated with premium Lay-In, also called SAS130 or Tegular/Alugrid/Drop ceiling systems. These luminaires fit into the Lay-In ceiling systems perfectly and flush with the other ceiling tiles, making the whole ceiling system uniform and elegant. Moreover, besides the normal width frame, Cyanite also has the options for Narrow Frame (4mm width) and Frameless designs for customers' different preferences.




Scan now
to get product
details



■ Cyanlite LI130 LED Panel Light for T15/T24 LAY-IN Ceilings




T bar Width	Model	Part No.	Power	Luminous Flux	Dimension (mm)
T15	500x500	PS30W050L-T15	30 W	3600 lm	484x484
	600x600	PS30W060L-T15	30 W	3600 lm	584x584
	625x625	PS30W062L-T15	30 W	3600 lm	609x609
	750x750	PS50W075L-T15	50 W	6000 lm	734x734
T24	500x500	PS30W050L-T24	30 W	3600 lm	474x474
	600x600	PS30W060L-T24	30 W	3600 lm	574x574
	625x625	PS30W062L-T24	30 W	3600 lm	599x599
	750x750	PS50W075L-T24	50 W	6000 lm	724x724



Gypsum Board Ceiling

- Recessed frame design for plasterboard recessed installation
- EN 12464-1& LG7 Compliant, UGR<19 Optional
- 5 Years Warranty; CE, RoHS2.0, REACH approval
- Product description: The Cyanlite™ LED panel lights Recessed Frame series has been designed for the gypsum board/plasterboard/Cut-Out/prepared aperture ceilings.



Scan now
to get product
details



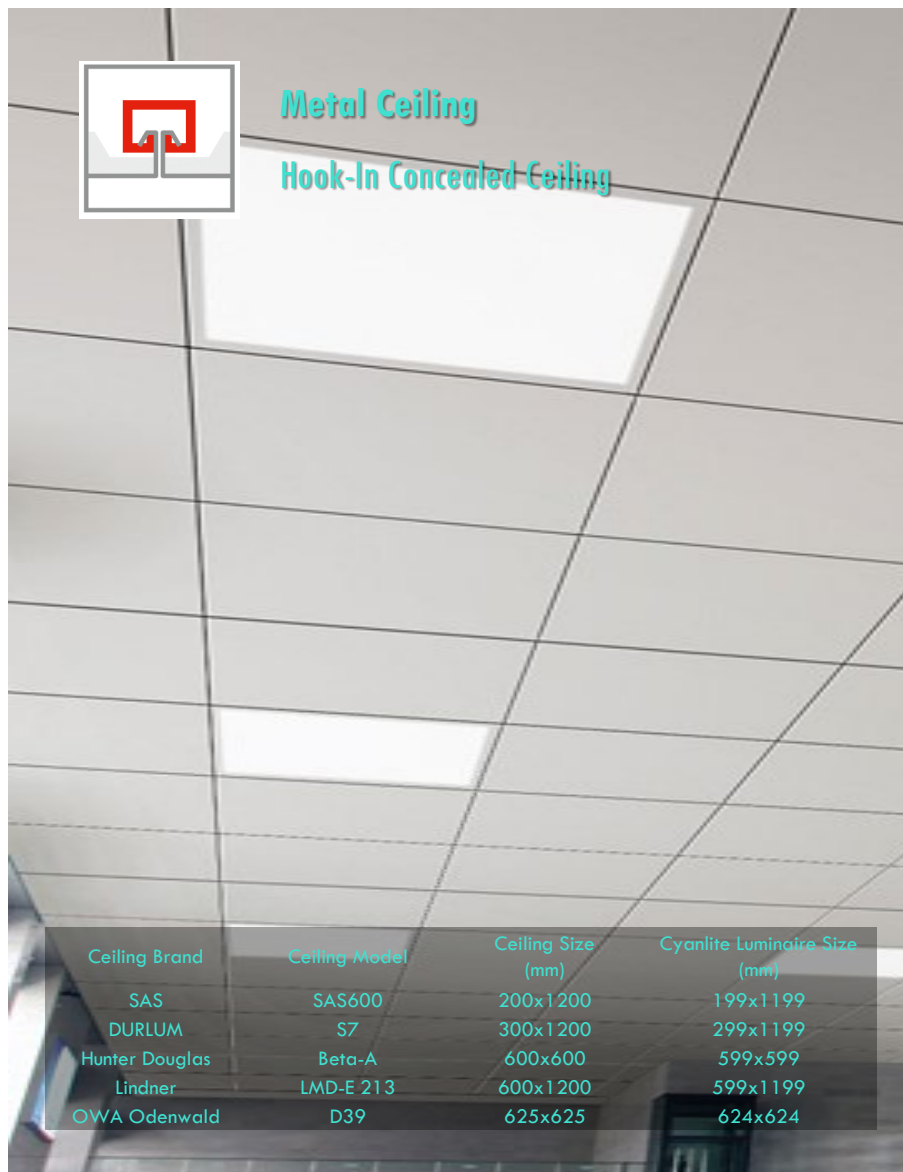
■ Cyanlite RF Recessed Frame LED Panel Light for GYPSUM Board Ceilings



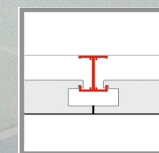
Part No.	Power	Luminous Flux	Dimension (mm)	Cut-Out size (mm)	Efficiency
PS30W111R	30W	3600lm	150x1150x10	135x1135	120lm/W
PS30W112R	30W	3600lm	184x1231x10	169x1216	120lm/W
PS30W212R	30W	3600lm	185x1245x10	170x1230	120lm/W
PS30W213R	30W	3600lm	185x1295x10	170x1280	120lm/W
PS35W215R	35W	4200lm	185x1495x10	170x1480	120lm/W
PS30W312R	30W	3600lm	295x1195x10	280x1180	120lm/W
PS30W313R	30W	3600lm	308x1245x10	293x1230	120lm/W
PS35W316R	35W	4200lm	310x1547x10	295x1532	120lm/W
PS30W050R	30W	3600lm	495x495x10	480x480	120lm/W
PS30W060R	30W	3600lm	595x595x10	580x580	120lm/W
PS30W062R	30W	3600lm	620x620x10	605x605	120lm/W



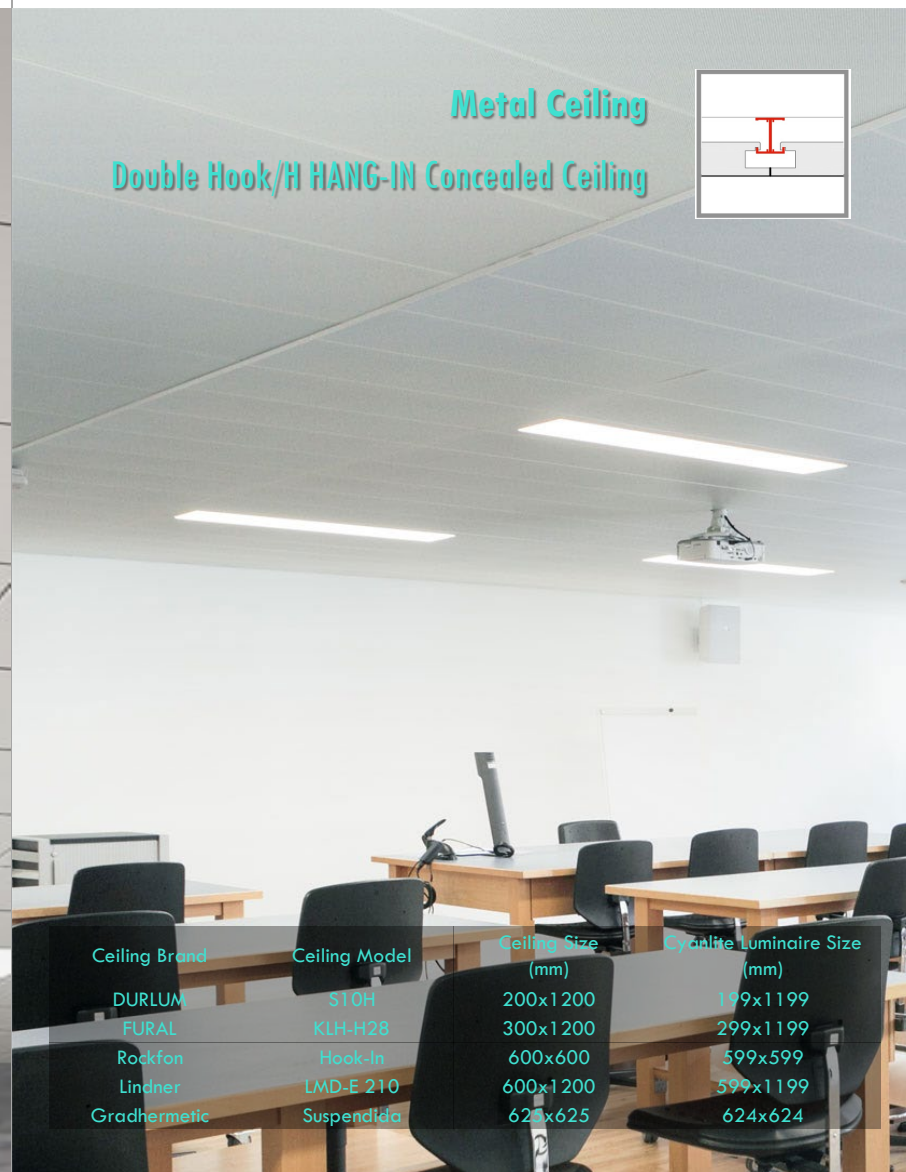
Metal Ceiling Hook-In Concealed Ceiling



Ceiling Brand	Ceiling Model	Ceiling Size (mm)	Cyanlite Luminaire Size (mm)
SAS	SAS600	200x1200	199x1199
DURLUM	S7	300x1200	299x1199
Hunter Douglas	Beta-A	600x600	599x599
Lindner	LMD-E 213	600x1200	599x1199
OWA Odenwald	D39	625x625	624x624



Metal Ceiling Double Hook/H HANG-IN Concealed Ceiling




Ceiling Brand	Ceiling Model	Ceiling Size (mm)	Cyanlite Luminaire Size (mm)
DURLUM	S10H	200x1200	199x1199
FURAL	KLH-H28	300x1200	299x1199
Rockfon	Hook-In	600x600	599x599
Lindner	LMD-E 210	600x1200	599x1199
Gradthermic	Suspendida	625x625	624x624

Featured Products



Backlite / p.24-28

Premium 135 lm/w
Pro 125 lm/w
Eco 100 lm/w
 Upto 7500 lm
 UGR<19 @ 4800 lm



Vibes/ p.31

Upto 130 lm/w
 Up and down lighting
 Multiple sizes & lengths



Cynthia/ p.40-50


Upto 120 lm/w
 Diameter from 40 to 120 cm
 Up/down lighting optional
 Multiple installation fixtures



Lunar/ p.51-58

Diameter from 30 to 120 cm
 Up/down lighting optional
 Multiple installation fixtures

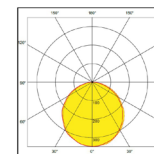
Backlite LED Panel Light



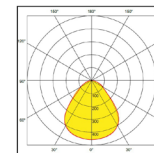
Model	Part No.	Power	Lumen	Size	Efficiency
ECO version 100 lm/W					
300x600	PB25W306E	25W	2500lm	295x595x30mm	100lm/W
600x600	PB40W060E	40W	4000lm	595x595x30mm	100lm/W
625x625	PB40W062E	40W	4000lm	620x620x30mm	100lm/W
300x1200	PB40W312E	40W	4000lm	295x1195x30mm	100lm/W
600x1200	PB60W612E	60W	6000lm	595x1195x30mm	100lm/W
PRO version 125 lm/W					
600x600	PB35W060P	35W	4375lm	595x595x30mm	125lm/W
625x625	PB35W062P	35W	4375lm	620x620x30mm	125lm/W
300x1200	PB35W312P	35W	4375lm	295x1195x30mm	125lm/W
600x1200	PB45W612P	45W	5625lm	595x1195x30mm	125lm/W
PREMIUM version 135 lm/W					
600x600	PB30W060R	30W	4050lm	595x595x30mm	135lm/W
625x625	PB30W062R	30W	4050lm	620x620x30mm	135lm/W

5 Years Warranty
 L80B20 > 50,000H
 SDCM < 3
 PF > 0.95
 UGR<19@4800lm
 PMMA Lens
 HRR Backboard
 CCT&Pwr Adjustable

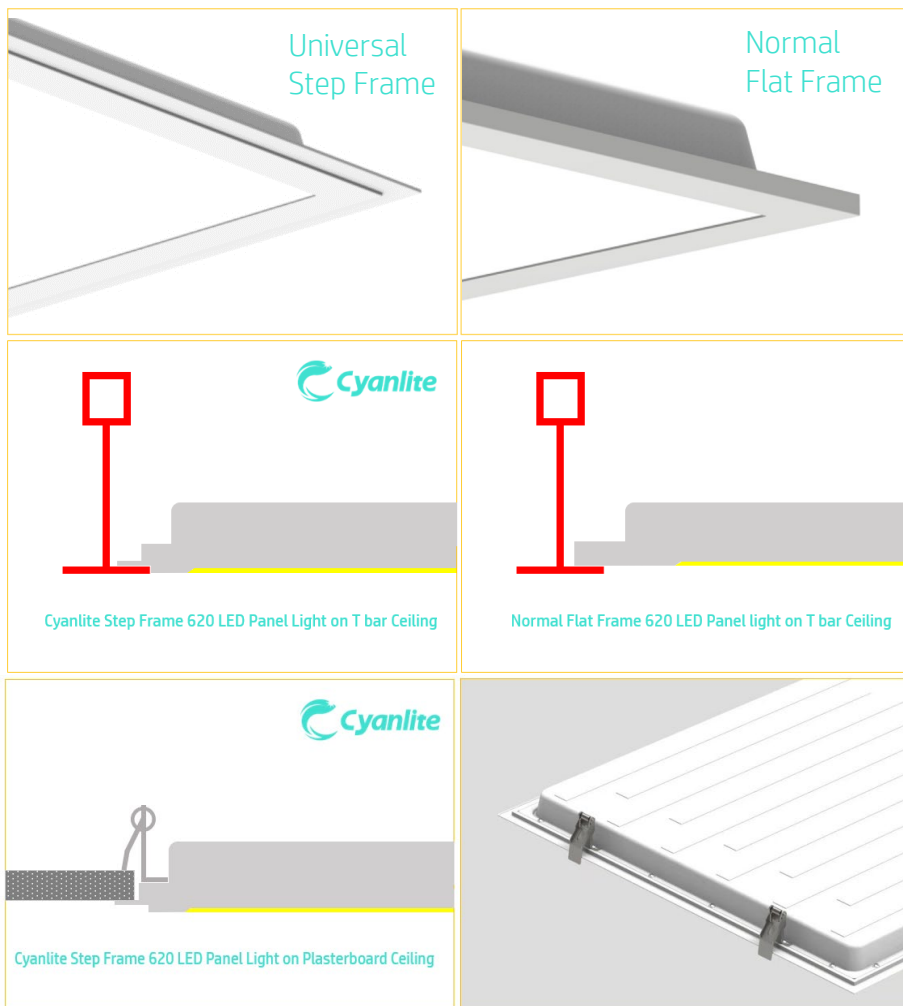
OP: Opalic 110°



MP: MicroPrismatic 90°



Universal Design for both T-bar Ceiling and Plasterboard Ceiling



Backlite EA

LED Panel Light with Philips Easy Air Sensor

Daylight sensing and motion sensing

Philips Xitanium SR DALI driver

Special driver box for SR driver

UGR<19 @ 4800 lm



Model	Part No.	Power	Lumen	Efficiency	Control
600x600	PB35W060P-EA	35W	4375 lm	125 lm/W	DALI
625x625	PB35W062P-EA	35W	4375 lm	125 lm/W	DALI
300x120	PB35W312P-EA	35W	4375 lm	125 lm/W	DALI



5 Years Warranty

L80B20 > 50,000H

SDCM < 3

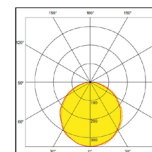
PF > 0.95

UGR<19@4800lm

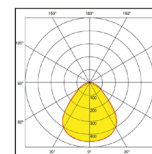
PMMA Lens

HRR Backboard

OP: Opalic 110°



MP: MicroPrismatic 90°



5 Years Warranty

L80B20 > 50,000H

SDCM < 3

PF > 0.95

UGR<19@4800lm

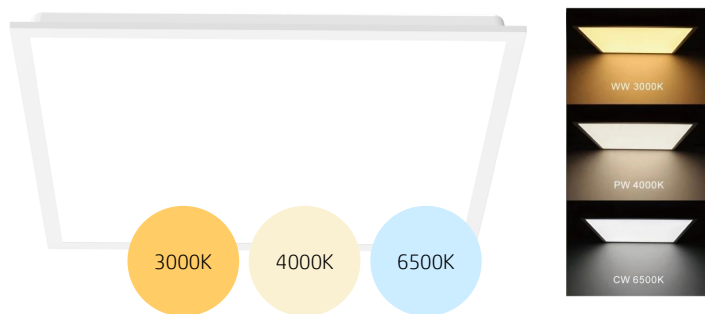
PMMA Lens

HRR Backboard

Backlite

LED Panel Light with Switchable CCT


3000K-4000K-6500K CCT Switchable



Color Switch on the Driver



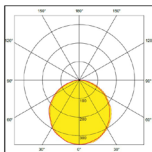
Color Switch on the Panel



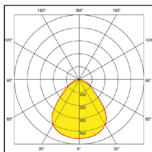
Color Switch on the Cable



OP: Opalic 110°



MP: MicroPrismatic 90°



Model	Part No.	Power	Lumen	Size	Efficiency
600x600	PB35W060P-CS	35W	4375lm	595x595x30mm	125lm/W
	PB40W060E-CS	40W	4000lm	595x595x30mm	100lm/W
625x625	PB35W062P-CS	35W	4375lm	620x620x30mm	125lm/W
	PB40W062E-CS	40W	4000lm	620x620x30mm	100lm/W
300x1200	PB35W312P-CS	35W	4375lm	295x1195x30mm	125lm/W
	PB40W312E-CS	40W	4000lm	295x1195x30mm	100lm/W
600x1200	PB45W612P-CS	45W	5625lm	595x1195x30mm	125lm/W
	PB60W612E-CS	60W	6000lm	595x1195x30mm	100lm/W

Backlite LED Panel Accessories

Surface Mounted Box Kit



600x600: SS70-060
625x625: SS70-625






300x1200: SS70-312



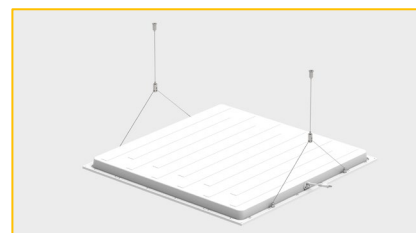
600x1200: SS70-612



Recessed Spring Clips Kit



Suspension Mounting Kit



5 Years Warranty

L80B20 > 50,000H

SDCM < 3

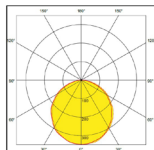
PF > 0.95

PMMA Lens

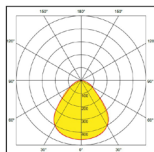
Emergency Optional

Sensor Optional

OP: Opalic 110°



MP: MicroPrismatic 90°



PENDA

LED Suspended Linear Light

Downlight direct lighting

Black housing as standard, other RAL colors and White available

Various dimming options, including 0-10V, DALI, Switch Dim etc.

Customization oriented, tailor-made sizes are welcome



Model	Part No.	Power	Lumen	Size	Beam
200x1200	PB40W212PE-SP	40W	4500 lm	200x1200x65 mm	Downlight 110° (OP) 90° (MP)
200x1500	PB60W215PE-SP	60W	7000 lm	200x1500x65 mm	
300x1200	PB40W312PE-SP	40W	4500 lm	300x1200x65 mm	
300x1500	PB60W315PE-SP	60W	7000 lm	300x1500x65 mm	

PENDA UD

LED Suspended Linear Light

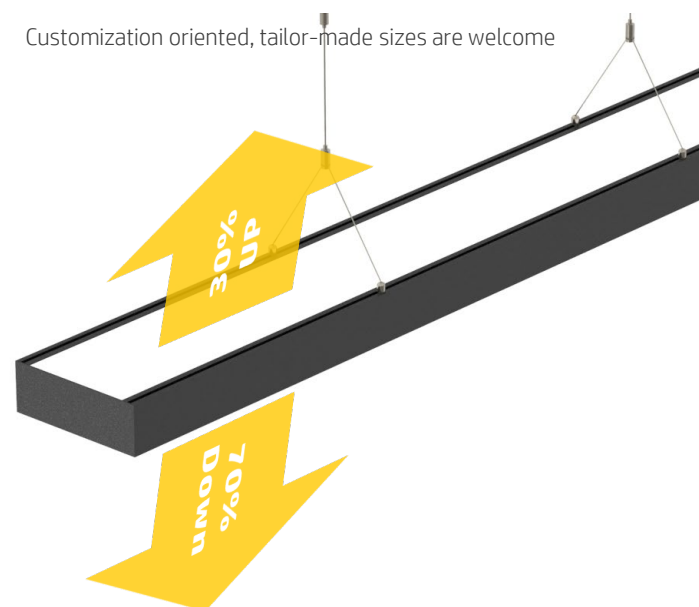
Direct and indirect lighting

Up/Downlighting

Black housing as standard, other RAL colors and White available

Various dimming options, including 0-10V, DALI, Switch Dim etc.

Customization oriented, tailor-made sizes are welcome



Model	Part No.	Power	Lumen	Size	Beam
200x1200	PB40W212PE-UD	40W	4500 lm	200x1200x65 mm	Up/Downlight 30% up 70% down
200x1500	PB60W215PE-UD	60W	7000 lm	200x1500x65 mm	
300x1200	PB40W312PE-UD	40W	4500 lm	300x1200x65 mm	
300x1500	PB60W315PE-UD	60W	7000 lm	300x1500x65 mm	

Up/Down Lighting

Up/Down ratio optional

5 Years Warranty

L80B20 > 50,000H

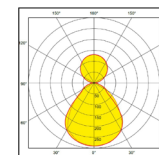
SDCM < 3


PF > 0.95

PMMA Lens

Emergency Optional

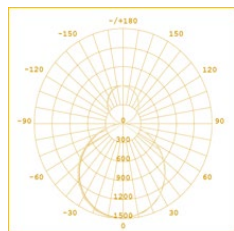
Sensor Optional



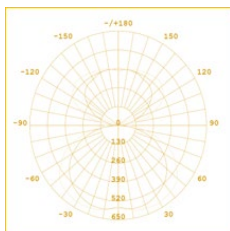


Vibes

- Direct and indirect light with Opalic diffuser or Transparent diffuser, non-yellowing PMMA light guide
- 130lm/W, available light panel length 1.2m, 1.5m, and 1.8m
- 5 Years Warranty; CE, RoHS2.0, REACH approval
- Product description: Cyanlite LED panel Vibes UD family for direct and indirect light by suspended installation, 130lm/W, available length 1.2m, 1.5m and 1.8m, non-yellowing PMMA LGP.



UD
Up/Down Suspended

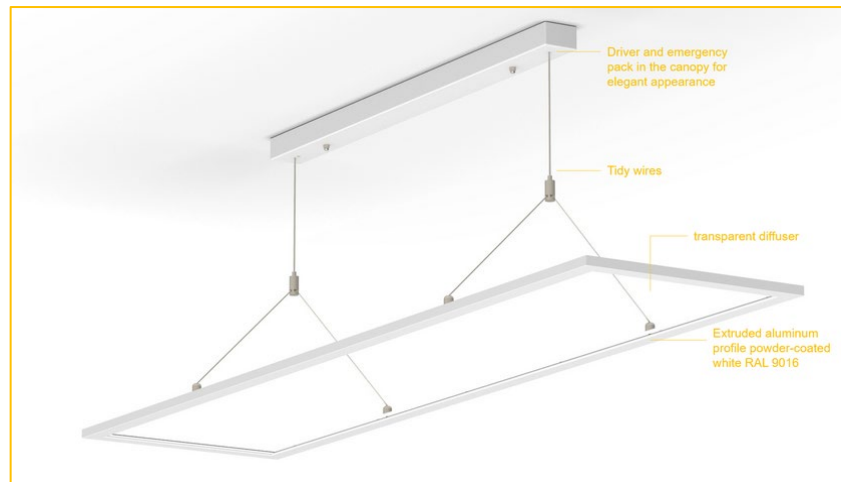


TP
Transparent Suspended

Scan now
to get product
details




VIBES Linear LED Panel Light — Up/Down | Transparent




Model	Part No.	Power	Luminous Flux	Dimension
300x1200	PS30W312P-UD	30W	1170lm↑2730lm↓	295x1195x15 mm
250x1200	PS30W212P-UD	30W	1170lm↑2730lm↓	245x1195x15 mm
250x1500	PS40W215P-UD	40W	1560lm↑3640lm↓	245x1495x15 mm
250x1800	PS45W218P-UD	45W	1755lm↑4095lm↓	245x1795x15 mm
300x1200	PS30W312P-TP	30W	1950lm↑ 1950lm↓	295x1195x15 mm
250x1200	PS30W212P-TP	30W	1950lm↑ 1950lm↓	245x1195x15 mm
250x1500	PS40W215P-TP	40W	2600lm↑ 2600lm↓	245x1495x15 mm
250x1800	PS45W218P-TP	45W	2925lm↑ 2925lm↓	245x1795x15 mm





GLAM Frame Panel for Lay-On ceiling

- Perfectly recessed into the T15/T24 Lay-On ceilings easily and fast
- EN 12464-1 & L67 Compliant, UGR<19 Optional
- 5 Years Warranty; CE, RoHS2.0, REACH approval
- Product description: The Cyanlite™ LED Frame Lights can be perfectly recessed into the T15/T24 Lay-On ceilings easily and fast, no need any modifications for the ceiling or tile.



Lay-On (Recessed)

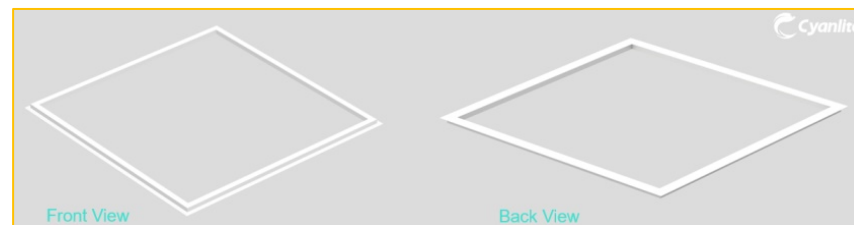
Surface Mounted

Suspension


Scan now
to get product
details



■ Cyanlite GLAM LED Frame Panel Light for T15/T24 LAY-ON Ceilings

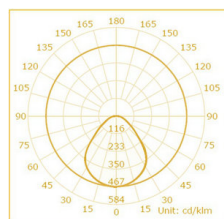


T bar Width	Model	Part No.	Power	Luminous Flux	Dimension (mm)	Inner Size (mm)
T24	300x1200	PF30W312F	30 W	3600 lm	295x1195x16	274x1174
	600x600	PF30W060F	30 W	3600 lm	595x595x16	574x574
	600x1200	PF40W612F	40 W	4800 lm	595x1195x16	574x1174
	625x625	PF30W062F	30W	3600 lm	620x620x16	599x599
	625x1250	PF40W613F	40 W	4800 lm	620x1245x16	599x1224
T15	300x1200	PF30W312V	30 W	3600 lm	295x1195x16	284x1184
	600x600	PF30W060V	30 W	3600 lm	595x595x16	584x584
	600x1200	PF40W612V	40 W	4800 lm	595x1195x16	584x1184
	625x625	PF30W062V	30 W	3600 lm	620x620x16	609x609
	625x1250	PF40W613V	40 W	4800 lm	620x1245x16	609x1234



Architectural Troffer TROFA

- For T15/T24 Lay-On ceiling
- Double Prismatic Diffuser UGR<19
- Certification: CE, RoHS
- 5 Years Warranty
- Product description : TROFA - LED architectural troffer light delivering soft, high-quality light with excellent glare control UGR<19.



Double MP and UGR<19



Scan now
to get product
details



TROFA — LED Architectural Troffer Light



Cyanlite™ TROFA LED Troffer Panel Light

- Low Glare, UGR<19
- Elegant Design
- 5 Years Warranty



Model	Part No.	Power	Luminous Flux	Dimension (mm)
600x600	PB40W060-T1	40W	4000 lm	595x595x43
625x625	PB40W062-T1	40W	4000 lm	620x620x43
300x1200	PB40W312-T1	40W	4000 lm	295x1195x43
600x1200	PB60W612-T1	60W	6000 lm	595x1195x43



Cyanlite Nova N1



Architectural Panel Light NOVA for Lay-On ceiling

- For T15/T24 Lay-On ceiling
- 5 Years Warranty
- Certification: CE, RoHS
- Easy Installation
- Product description: NOVA - Cyanlite architectural lighting LED panel light NOVA series model, something different on your ceilings.



Scan now
to get product
details



NOVA — LED Architectural Panel Light



Model	Part No.	Power	Luminous Flux	Dimension (mm)
600x600	PB40W060E-N1	40 W	4000 lm	595x595x30
625x625	PB40W062E-N1	40 W	4000 lm	620x620x30
600x600	PB40W060E-N2	40 W	4000 lm	595x595x30
625x625	PB40W062E-N2	40 W	4000 lm	620x620x30
600x600	PB40W060E-N3	40 W	4000 lm	595x595x30
625x625	PB40W062E-N3	40 W	4000 lm	620x620x30
600x600	PB40W060E-N4	40 W	4000 lm	595x595x30
625x625	PB40W062E-N4	40 W	4000 lm	620x620x30

5 Years Warranty

L80B20 > 50,000H

SDCM < 3

PF > 0.95

PMMA LGP

Aluminum Housing

120 lm/W

AVIA LED Flat Downlight

4"/6"/8"/10" Slim LED Round Panel Light

Sidelite slim design for limited space installation

120 lm/W system efficiency with driver

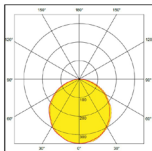
Prismatic diffuser optional for UGR<19

Room side IP44 rated

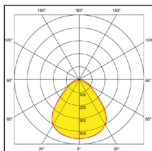
Pure PMMA light guide to avoid turning yellow




OP: Opalic 110°




MP: MicroPrismatic 90°



Model	Part No.	Power	Lumen	Size	Cut-Out
4"	PR08WD04P	8 W	960 lm	ø145x12 mm	ø125
6"	PR12WD06P	12 W	1440 lm	ø180x12 mm	ø160
8"	PR20WD08P	20 W	2400 lm	ø240x12 mm	ø220
10"	PR24WD10P	24 W	2880lm	ø300x12 mm	ø280




Cyanlite Cynthia series





Cynthia

- One family with uniform aluminum profile and diameter from 40cm to 120cm
- Same panel by suspended, stem mounted, surface mounted, and recessed just with different accessories
- 5 Years Warranty; CE, RoHS2.0, REACH approval
- Product description: Cyanlite LED round panel light family in diameter of 40cm, 50cm, 60cm, 80cm, 100cm or 120cm; suspended, stem mounted, surface mounted, and recessed achievable. Ra>97 optional for medical lighting.



preassembled wires for tidy and quick suspending



durable stem mounting



recess with strong clips




one surface mounted disc for more panel sizes

1 panel, 4 mounting ways.

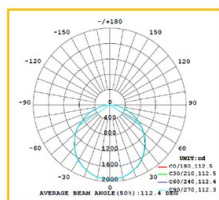
Model	Product Dimension	Item No.	Luminous Flux	System Power	Efficiency @ 4000K
D40	Ø400*20mm	PR28WD40	2940lm	28W	105lm/W
D50	Ø500*20mm	PR32WD50	3360lm	32W	105lm/W
D60	Ø600*20mm	PR40WD60	4800lm	40W	120lm/W
D80	Ø780*20mm	PR55WD80	6600lm	55W	120lm/W
D100	Ø1000*20mm	PR75WDH0	9000lm	75W	120lm/W
D120	Ø1200*20mm	PR85WDH2	10200lm	85W	120lm/W



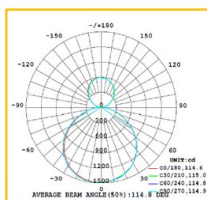


Cynthia Suspended

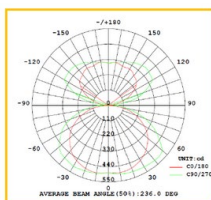
- Suspended with tidy wires at any desired height
- Down light only or both direct and indirect light, diameter from 40cm to 120cm
- 5 Years Warranty; CE, RoHS2.0, REACH approval
- Product description: Cyanlite LED round panel family suspended; direct light only or direct and indirect light optional, in diameter of 40cm, 50cm, 60cm, 80cm, 100cm or 120cm.



down light only
Down



up & down opal
UD Up/Down



up & down transparent
TP Transparent

Scan now
to get product
details



■ CYNTHIA Suspended - Down | Up/Down | Transparent




Model	Product Dimension	Item No.	Luminous Flux	System Power
D40	Ø400*20mm	PR28WD40	2940lm	28W
D50	Ø500*20mm	PR32WD50	3360lm	32W
D60	Ø600*20mm	PR40WD60	4800lm	40W
D80	Ø780*20mm	PR55WD80	6600lm	55W
D100	Ø1000*20mm	PR75WDH0	9000lm	75W
D120	Ø1200*20mm	PR85WDH2	10200lm	85W
Up & Down D40	Ø400*20mm	PR28WD40-UD	2940lm	28W
Up & Down D50	Ø500*20mm	PR32WD50-UD	3360lm	32W
Up & Down D60	Ø600*20mm	PR40WD60-UD	4800lm	40W
Up & Down D80	Ø780*20mm	PR55WD80-UD	6600lm	55W
Up & Down D100	Ø1000*20mm	PR75WDH0-UD	9000lm	75W
Up & Down D120	Ø1200*20mm	PR85WDH2-UD	10200lm	85W
Transparent D40	Ø400*20mm	PR28WD40-TP	2940lm	28W
Transparent D50	Ø500*20mm	PR32WD50-TP	3360lm	32W
Transparent D60	Ø600*20mm	PR40WD60-TP	4800lm	40W
Transparent D80	Ø780*20mm	PR55WD80-TP	6600lm	55W
Transparent D100	Ø1000*20mm	PR75WDH0-TP	9000lm	75W
Transparent D120	Ø1200*20mm	PR85WDH2-TP	10200lm	85W





Cynthia Surface Mounted


- Easy surface mounted for any ceilings including concrete ceiling
- Down light only or both direct and indirect light, diameter from 40cm to 120cm
- 5 Years Warranty; CE, RoHS2.0, REACH approval
- Product description: Cyanlite LED round panel light family by surface mounted; direct light only or direct and indirect light optional, in diameter of 40cm, 50cm, 60cm, 80cm, 100cm or 120cm.



Scan now
to get product
details



■ CYNTHIA Surface Mounted - Down | Up/Down

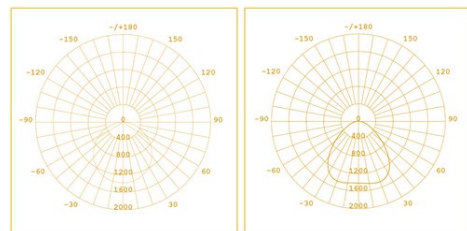


Model	Product Dimension	Item No.	Luminous Flux	System Power	Efficiency @ 4000K
D40	Ø400*20mm	PR28WD40 D	2940lm	28W	105lm/W
D50	Ø500*20mm	PR32WD50 D	3360lm	32W	105lm/W
D60	Ø600*20mm	PR40WD60 D	4800lm	40W	120lm/W
D80	Ø780*20mm	PR55WD80 D	6600lm	55W	120lm/W
D100	Ø1000*20mm	PR75WDH0 D	9000lm	75W	120lm/W
D120	Ø1200*20mm	PR85WDH2 D	10200lm	85W	120lm/W
D40 UD	Ø400*20mm	PR28WD40-UD D	2940lm	28W	105lm/W
D50 UD	Ø500*20mm	PR32WD50-UD D	3360lm	32W	105lm/W
D60 UD	Ø600*20mm	PR40WD60-UD D	4800lm	40W	120lm/W
D80 UD	Ø780*20mm	PR55WD80-UD D	6600lm	55W	120lm/W
D100 UD	Ø1000*20mm	PR75WDH0-UD D	9000lm	75W	120lm/W
D120 UD	Ø1200*20mm	PR85WDH2-UD D	10200lm	85W	120lm/W



Cynthia Recessed

- Recessed with strong clips for cutout installation
- Down light only, round panel diameter from 40cm to 120cm
- 5 Years Warranty; CE, RoHS2.0, REACH approval
- Product description: Cyanlite LED round panel light family by recessed; direct light only, in diameter of 40cm, 50cm, 60cm, 80cm, 100cm or 120cm, finishing white, black etc.,



Scan now
to get product
details




■ CYNTHIA Recessed



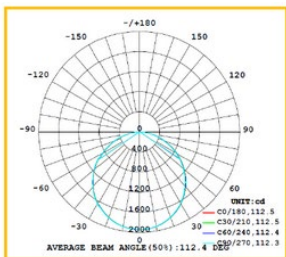
Model	Product Dimension	Item No.	Luminous Flux	System Power	Efficiency @ 4000K
D40	Ø400*20mm	PR28WD40 R	2940lm	28W	105lm/W
D50	Ø500*20mm	PR32WD50 R	3360lm	32W	105lm/W
D60	Ø600*20mm	PR40WD60 R	4800lm	40W	120lm/W
D80	Ø780*20mm	PR55WD80 R	6600lm	55W	120lm/W
D100	Ø1000*20mm	PR75WDH0 R	9000lm	75W	120lm/W
D120	Ø1200*20mm	PR85WDH2 R	10200lm	85W	120lm/W



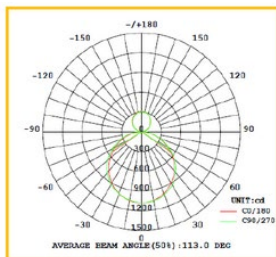


Cynthia Stem Mounted

- Durable stem mounted for high traffic location
- Down light only or both direct and indirect light, diameter from 40cm to 120cm
- 5 Years Warranty; CE, RoHS2.0, REACH approval
- Product description: Cyanlite LED round panel family by stem mounted; direct light only or direct and indirect light optional, in diameter of 40cm, 50cm, 60cm, 80cm, 100cm or 120cm.



down light only



up & down

Scan now
to get product
details

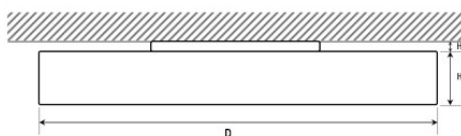


CYNTHIA Stem Mounting

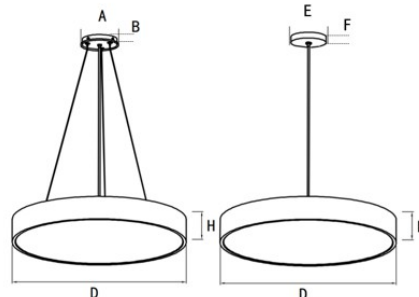


Model	Product Dimension	Item No.	Luminous Flux	System Power
D40	Ø400*20mm	PR28WD40 ST	2940lm	28W
D50	Ø500*20mm	PR32WD50 ST	3360lm	32W
D60	Ø600*20mm	PR40WD60 ST	4800lm	40W
D80	Ø780*20mm	PR55WD80 ST	6600lm	55W
D100	Ø1000*20mm	PR75WDH0 ST	9000lm	75W
D120	Ø1200*20mm	PR85WDH2 ST	10200lm	85W
D40 UD	Ø400*20mm	PR28WD40-UD ST	2940lm	28W
D50 UD	Ø500*20mm	PR32WD50-UD ST	3360lm	32W
D60 UD	Ø600*20mm	PR40WD60-UD ST	4800lm	40W
D80 UD	Ø780*20mm	PR55WD80-UD ST	6600lm	55W
D100 UD	Ø1000*20mm	PR75WDH0-UD ST	9000lm	75W
D120 UD	Ø1200*20mm	PR85WDH2-UD ST	10200lm	85W






Model	D	H	H'	A	B	E	F
D30	ø300	50	15	250	35	125	35
D40	ø400	50	15	250	35	125	35
D50	ø480	80	15	250	35	125	35
D60	ø600	80	15	250	35	125	35
D90	ø900	80	15	250	35	125	35
D120	ø1200	80	15	350	35	125	35



Lunar

- A strong family with various installation ways: Recessed/Surface Mounted/Pendant
- Wide range from diameter 30cm to 120 cm
- 5 Years Warranty; CE, RoHS2.0, REACH approval
- With Down light only and Up/Down light options
- Product description: Lunar - Cyanlite architectural LED round panel light with surface mounted/pendant/recessed/trimless recessed installation

Scan now
to get product
details



Model	Product Dimension	Item No.	Luminous Flux	Power
D30	ø300x65	BR15WD30S	1275 lm	15W
D40	ø400x65	BR20WD40S	1700 lm	20W
D50	ø480x95	BR25WD50S	2125 lm	25W
D60	ø600x95	BR40WD60S	3400 lm	40W
D90	ø900x95	BR90WD90S	7650 lm	90W
D120	ø1200x95	BRH5WDH2S	12750 lm	150W
D50-UD	ø480x95	BR50WD50S-UD	1700lm↑2550lm↓	50W
D60-UD	ø600x95	BR80WD60S-UD	2550lm↑4250lm↓	80W
D90-UD	ø900x95	BRH2WD90S-UD	4080lm↑6120lm↓	120W
D120-UD	ø1200x95	BRH5WDH2S-UD	4250lm↑8500lm↓	150W



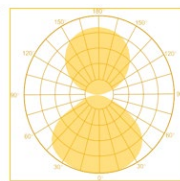
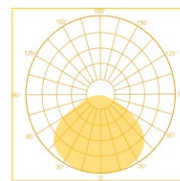
Lunar Suspended

- Suspended with tidy wires at any desired height
- Down light only or both direct and indirect light, diameter from 30cm to 120cm
- 5 Years Warranty; CE, RoHS2.0, REACH approval
- Product description: Cyanlite LED round panel family suspended; direct light only or direct and indirect light optional, in diameter of 30cm, 40cm, 50cm, 60cm, 90cm, or 120cm.



Down

UD Up/Down



Scan now
to get product
details



Model	Product Dimension	Item No.	Luminous Flux	Power
D30	Ø300x65	BR15WD30SP	1275 lm	15W
D40	Ø400x65	BR20WD40SP	1700 lm	20W
D50	Ø480x95	BR25WD50SP	2125 lm	25W
D60	Ø600x95	BR40WD60SP	3400 lm	40W
D90	Ø900x95	BR90WD90SP	7650 lm	90W
D120	Ø1200x95	BRH5WDH2SP	12750 lm	150W
D50-UD	Ø480x95	BR50WD50SP-UD	1700lm ↑ 2550lm ↓	50W
D60-UD	Ø600x95	BR80WD60SP-UD	2550lm ↑ 4250lm ↓	80W
D90-UD	Ø900x95	BRH2WD90SP-UD	4080lm ↑ 6120lm ↓	120W
D120-UD	Ø1200x95	BRH5WDH2SP-UD	4250lm ↑ 8500lm ↓	150W





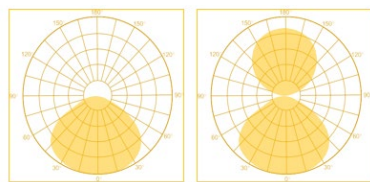
Lunar Stem Mounted

- Durable stem mounted for high traffic location
- Down light only or both direct and indirect light, diameter from 30cm to 120cm
- 5 Years Warranty; CE, RoHS2.0, REACH approval
- Product description: Cyanlite LED round panel family by stem mounted; direct light only or direct and indirect light optional, in diameter of 30cm, 40cm, 50cm, 60cm, 90cm, or 120cm.



Down

UD Up/Down



Scan now
to get product
details



LUNAR Stem Mounting



Model	Product Dimension	Item No.	Luminous Flux	Power
D30	Ø300x65	BR15WD30SM	1275 lm	15W
D40	Ø400x65	BR20WD40SM	1700 lm	20W
D50	Ø480x95	BR25WD50SM	2125 lm	25W
D60	Ø600x95	BR40WD60SM	3400 lm	40W
D90	Ø900x95	BR90WD90SM	7650 lm	90W
D120	Ø1200x95	BRH5WDH2SM	12750 lm	150W
D50-UD	Ø480x95	BR50WD50SM-UD	1700lm ↑ 2550lm ↓	50W
D60-UD	Ø600x95	BR80WD60SM-UD	2550lm ↑ 4250lm ↓	80W
D90-UD	Ø900x95	BRH2WD90SM-UD	4080lm ↑ 6120lm ↓	120W
D120-UD	Ø1200x95	BRH5WDH2SM-UD	4250lm ↑ 8500lm ↓	150W



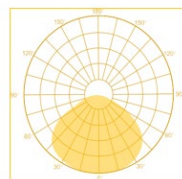


Lunar Recessed

- Recessed with strong clips for cutout installation
- Both Trimless Recessed and Trim Recessed version
- Down light only, round panel diameter from 30cm to 120cm
- 5 Years Warranty; CE, RoHS2.0, REACH approval
- Product description: Cyanlite LED round panel light family by recessed; direct light only, in diameter of 40cm, 50cm, 60cm, 80cm, 100cm or 120cm, finishing white, black etc.,



Down



Scan now
to get product
details



LUNAR Recessed



Model	Part No.	Power	Lumen	Dimension (mm)
D30TR	BR15WD30TR	15W	1275 lm	ø300x65 cut-out:ø310
D40TR	BR20WD40TR	20W	1700 lm	ø400x65 cut-out:ø410
D50TR	BR25WD50TR	25W	2125 lm	ø480x95 cut-out:ø490
D60TR	BR40WD60TR	40W	3400 lm	ø600x95 cut-out:ø610
D90TR	BR90WD90TR	90W	7650 lm	ø900x95 cut-out:ø910
D120TR	BRH5WDH2TR	150W	12750 lm	ø1200x95 cut-out:ø1210
D50R	BR25WD50R	25W	2125 lm	ø510x95 cut-out:ø495
D60R	BR40WD60R	40W	3400 lm	ø630x95 cut-out:ø615
D90R	BR90WD90R	90W	7650 lm	ø930x95 cut-out:ø915
D120R	BRH5WDH2R	150W	12750 lm	ø1230x95 cut-out:ø1215

Featured Products



Sagitta / p.60

Upto 125 lm/w
No Screw/Gap Visible
UGR<19 @ 4800 lm



Libra/ p.61-64

Upto 120 lm/w
Up and down lighting
Multiple sizes & lengths



Saturn/ p.65-66

Transparent 360deg lighting
TRIAC dimming, 3 CCT in 1
Built-in Flicker-Free driver



Cynthia/ p.67-68

Upto 120 lm/w
Diameter from 40 to 120 cm
Up/down lighting optional
Multiple installation fixtures

SAGITTA

LED Backlite Surface Mounted Luminaire

No-Screw-Visible appearance

No Screw Visible, No Gap Visible

Patented Slide-n-Click installation design

125 lm/W system efficiency with driver

Dust-Free: No distance between luminaire and ceiling

Prismatic diffuser optional for UGR<19

Room side IP44 rated

Super fast installation to save installation cost



Model	Part No.	Power	Lumen	Size	Efficiency
600x600	SM35W060SA	35W	4375 lm	600x600x38 mm	125lm/W
625x625	SM35W062SA	35W	4375 lm	625x625x38 mm	125lm/W
300x1200	SM35W312SA	35W	4375 lm	300x1200x38 mm	125lm/W
300x1500	SM45W315SA	45W	5600 lm	300x1500x38 mm	125lm/W

5 Years Warranty

L80B20 > 50,000H

SDCM < 3

PF > 0.95

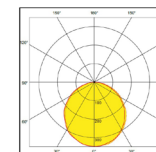
UGR<19@4800lm

PMMA Lens

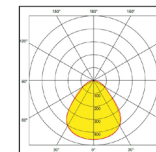
HRR Backboard

125 lm/W

OP: Opalic 110°



MP: MicroPrismatic 90°





Libra

- Super easy surface mounted installation
- EN 12464-1 & LG7 Compliant, UGR<19 Optional
- 5 Years Warranty; CE, RoHS2.0, REACH approval
- Product description: The Cyanlite™ LED panel lights LIBRA series has been designed specifically for Surface Mounted installation on Plasterboard and Concrete ceilings.

With Cyanlite patented mounting fixture, the installer no need to make the positioning when install, so the installation is simple and easy, also no need to dismantle and reassemble as traditional surface mounted luminaires, saving huge time for installers and enabling them to complete the project easily and quickly.



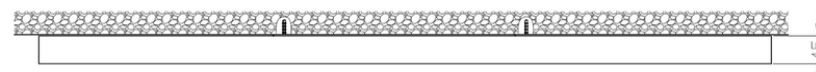
Scan now
to get product
details



LIBRA LED Surface Mounted Luminaire — Down version



- Direct light version



Model	Part No.	Power	Luminous Flux	Dimension (mm)
450x450	SM25W045	25W	3000 lm	450x450x45
600x600	SM30W060	30W	3600 lm	600x600x45
700x700	SM40W070	40W	4800 lm	700x700x45
300x1200	SM34W312	34W	4000 lm	300x1200x45
300x1500	SM42W315	42W	5000 lm	300x1500x45
184x1231	SM22W112	22W	2500 lm	184x1231x45
184x1531	SM42W115	42W	5000 lm	184x1531x45
284x1231	SM34W212	34W	4000 lm	284x1231x45
284x1531	SM42W215	42W	5000 lm	284x1531x45
310x1247	SM34W313	34W	4000 lm	310x1247x45
310x1547	SM42W316	42W	5000 lm	310x1547x45



Libra UD

- Super easy surface mounted installation, Up and Down light
- EN 12464-1 & LG7 Compliant, UGR<19 Optional
- 5 Years Warranty; CE, RoHS2.0, REACH approval
- Product description: The Cyanlite™ LED panel lights LIBRA series has been designed specifically for Surface Mounted installation on Plasterboard and Concrete ceilings. LIBRA UD is the up and down light version of LIBRA.

With Cyanlite patented mounting fixture, the installer no need to make the positioning when install, so the installation is simple and easy, also no need to dismantle and reassemble as traditional surface mounted luminaires, saving huge time for installers and enabling them to complete the project easily and quickly.



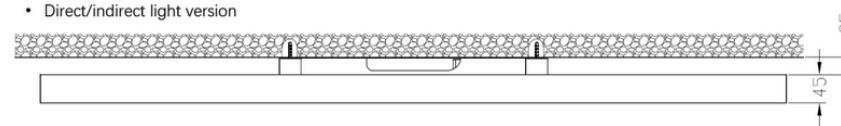
Scan now
to get product
details



LIBRA UD LED Surface Mounted Luminaire — Up/Down version



• Direct/indirect light version





Model	Part No.	Power	Luminous Flux	Dimension (mm)
450x450	SM25W045-UD	25W	300 lm ↑ 2700 lm ↓	450x450x70
600x600	SM30W060-UD	30W	360 lm ↑ 3240 lm ↓	600x600x70
700x700	SM40W070-UD	40W	480 lm ↑ 4320 lm ↓	700x700x70
300x1200	SM34W312-UD	34W	400 lm ↑ 3600 lm ↓	300x1200x70
300x1500	SM42W315-UD	42W	500 lm ↑ 4500 lm ↓	300x1500x70
184x1231	SM22W112-UD	22W	250 lm ↑ 2250 lm ↓	184x1231x70
184x1531	SM42W115-UD	42W	500 lm ↑ 4500 lm ↓	184x1531x70
284x1231	SM34W212-UD	34W	400 lm ↑ 3600 lm ↓	284x1231x70
284x1531	SM42W215-UD	42W	500 lm ↑ 4500 lm ↓	284x1531x70
310x1247	SM34W313-UD	34W	400 lm ↑ 3600 lm ↓	310x1247x70
310x1547	SM42W316-UD	42W	500 lm ↑ 4500 lm ↓	310x1547x70



LED Transparent Ceiling Light SATURN

- Transparent, 360-degree ambient lighting
- Triac Dimming, Flicker free, 3 CCT all in 1
- Breath-taking price
- 5 Years Warranty; CE, RoHS2.0, REACH approval
- Product description: Cyanlite LED Transparent Ceiling Light Saturn offers a spacious lighting. Classy, modern and sleek design. PMMA light guide, Triac Dimming and flicker free. Customers can choose 3 CCT all in one.




Scan now
to get product
details



■ SATURN LED Surface Mounted Luminaire

- CCT switch changeable
- TRIAC dim
- Flicker free




Model	Part Number	Dimension(mm)	Lumen Output	System Power
Round	SM15WD30S	Ø308	1650 lm	15 W
	SM22WD38S	Ø388	2420 lm	22 W
Hexagon	SM15WH36S	365(Diagonal)	1650 lm	15 W
	SM22WH46S	455(Diagonal)	2420 lm	22 W





Cynthia Surface Mounted


- Easy surface mounted for any ceilings including concrete ceiling
- Down light only or both direct and indirect light, diameter from 40cm to 120cm
- 5 Years Warranty; CE, RoHS2.0, REACH approval
- Product description: Cyanlite LED round panel light family by surface mounted; direct light only or direct and indirect light optional, in diameter of 40cm, 50cm, 60cm, 80cm, 100cm or 120cm.




Scan now
to get product
details



■ CYNTHIA Surface Mounted - Down | Up/Down



Model	Product Dimension	Item No.	Luminous Flux	System Power	Efficiency @ 4000K
D40	Ø400*20mm	PR28WD40 D	2940lm	28W	105lm/W
D50	Ø500*20mm	PR32WD50 D	3360lm	32W	105lm/W
D60	Ø600*20mm	PR40WD60 D	4800lm	40W	120lm/W
D80	Ø780*20mm	PR55WD80 D	6600lm	55W	120lm/W
D100	Ø1000*20mm	PR75WDH0 D	9000lm	75W	120lm/W
D120	Ø1200*20mm	PR85WDH2 D	10200lm	85W	120lm/W
D40 UD	Ø400*20mm	PR28WD40-UD D	2940lm	28W	105lm/W
D50 UD	Ø500*20mm	PR32WD50-UD D	3360lm	32W	105lm/W
D60 UD	Ø600*20mm	PR40WD60-UD D	4800lm	40W	120lm/W
D80 UD	Ø780*20mm	PR55WD80-UD D	6600lm	55W	120lm/W
D100 UD	Ø1000*20mm	PR75WDH0-UD D	9000lm	75W	120lm/W
D120 UD	Ø1200*20mm	PR85WDH2-UD D	10200lm	85W	120lm/W



LUNAR Surface Mounted

- Easy surface mounted for any ceilings including concrete ceiling
- Down light only or both direct and indirect light, diameter from 30cm to 120cm
- 5 Years Warranty; CE, RoHS2.0, REACH approval
- Product description: Cyanlite LED round panel light family by surface mounted; direct light only or direct and indirect light optional, in diameter of 30cm, 40cm, 50cm, 60cm, 90cm or 120cm.

- Down Light version




- Up and Down Light version



Scan now
to get product
details



LUNAR Surface Mounted - Down | Up/Down



Model	Product Dimension	Item No.	Luminous Flux	Power
D30	ø300x65	BR15WD30S	1275 lm	15W
D40	ø400x65	BR20WD40S	1700 lm	20W
D50	ø480x95	BR25WD50S	2125 lm	25W
D60	ø600x95	BR40WD60S	3400 lm	40W
D90	ø900x95	BR90WD90S	7650 lm	90W
D120	ø1200x95	BRH5WDH2S	12750 lm	150W
D50-UD	ø480x95	BR50WD50S-UD	1700lm↑2550lm↓	50W
D60-UD	ø600x95	BR80WD60S-UD	2550lm↑4250lm↓	80W
D90-UD	ø900x95	BRH2WD90S-UD	4080lm↑6120lm↓	120W
D120-UD	ø1200x95	BRH5WDH2S-UD	4250lm↑8500lm↓	150W



Featured Products



Timo MP / p.77-78

Micro Prismatic diffuser
No Screw on end cap
UGR<19
One driver supply mult. lights



Timo BR/ p.79-80

Black Reflector glare control
No Screw on end cap
UGR<19
T-bar continuous connection



Astro/ p.85

Asymmetric lighting
With Philips Easy Air sensor
With Philips Xitanium DALI SR



Turbo/ p.86

Upto 140 lm/W
CCT&Power Adjustable
Easy to Open and Install

TIMO

T-bar LED Linear Light

T15/T24 T-bar light

No-Screw-Visible, Seamless connection

Patented Spin-n-Click installation design

No need to change anything of ceiling system

No Drilling

Suitable for all T24/T15 T-Bar Ceilings

UGR<19

One driver supply multiple lights

Tool-less installation, 9 sec to install one light



5 Years Warranty

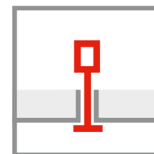
L80B20 > 50,000H

SDCM < 3

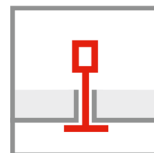
PF > 0.95

DC24V C.V.

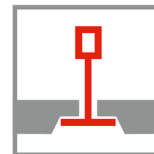
T15 T-Bar



T24 T-Bar




Drop/Tegular T-Bar



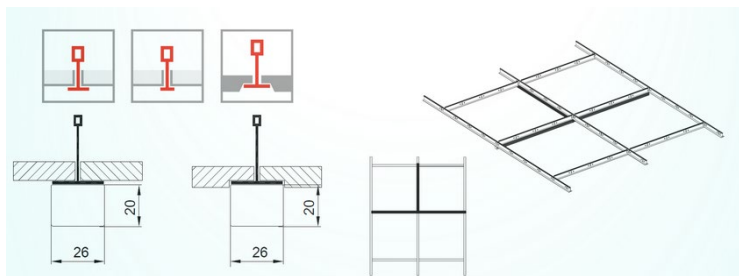


Cyanlite™ TIMO LED Linear Light For T Bar Ceilings

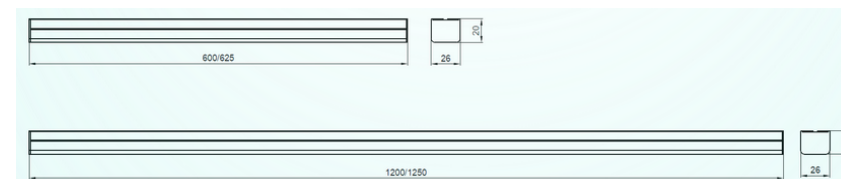
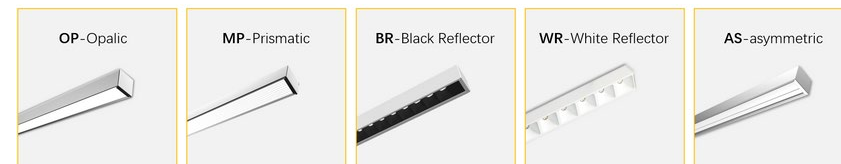


Timo Overview

- Tool-less installation on T15/T24 T bars
- All patterns are possible; Seamless Connection.
- One driver to multiple light module, loop in&out
- 5 Years Warranty; CE, RoHS2.0, REACH approval
- Product description : The Cyanlite™ LED T grid linear light - Timo, is designed for T15/T24 T bars. No need to modify or change anything on original T-bar or ceilings, Timo is fixed to the original T bar easily and fast.



Scan now
to get product
details

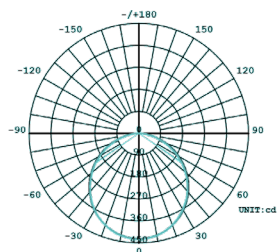


Model	Part Number	Dimension (mm)	Power (W)	Lumen Output	Beam
OP - Opalic	TB15W060TOP	600x26x20	15	1800 lm	120°
	TB15W062TOP	625x26x20	15	1800 lm	120°
	TB30W120TOP	1200x26x20	30	3600 lm	120°
	TB30W125TOP	1250x26x20	30	3600 lm	120°
MP - Micro Prismatic	TB15W060TMP	600x26x20	15	1500 lm	90°
	TB15W062TMP	625x26x20	15	1500 lm	90°
	TB30W120TMP	1200x26x20	30	3000 lm	90°
	TB30W125TMP	1250x26x20	30	3000 lm	90°
BR - Black Reflector	TB15W060TBR	600x26x20	15	1500 lm	60° /90°
	TB15W062TBR	625x26x20	15	1500 lm	60° /90°
	TB30W120TBR	1200x26x20	30	3000 lm	60° /90°
	TB30W125TBR	1250x26x20	30	3000 lm	60° /90°
WR - White Reflector	TB15W060TWR	600x26x20	15	1650 lm	60° /90°
	TB15W062TWR	625x26x20	15	1650 lm	60° /90°
	TB30W120TWR	1200x26x20	30	3300 lm	60° /90°
	TB30W125TWR	1250x26x20	30	3300 lm	60° /90°
AS - Asymmetric	TB15W060TAS	600x26x20	15	1500 lm	120°
	TB15W062TAS	625x26x20	15	1500 lm	120°
	TB30W120TAS	1200x26x20	30	3000 lm	120°
	TB30W125TAS	1250x26x20	30	3000 lm	120°



Timo OP — Opalic Diffuser



- Tool-less installation on T15/T24 T bars
- All patterns are possible; Seamless Connection.
- One driver to multiple light module, loop in&out
- 5 Years Warranty; CE, RoHS2.0, REACH approval
- Product description: The Cyanlite™ LED T grid linear light - Timo, is designed for T15/T24 T bars. No need to modify or change anything on original T-bar or ceilings, Timo is fixed to the original T bar easily and fast.



Scan now
to get product
details



■ TIMO OP Opalic LED T Grid Linear Light



Model	Part Number	Dimension (mm)	Power (W)	Lumen Output	Beam
OP-Opalic	TB15W060TOP	600x26x20	15	1800 lm	120°
	TB15W062TOP	625x26x20	15	1800 lm	120°
	TB30W120TOP	1200x26x20	30	3600 lm	120°
	TB30W125TOP	1250x26x20	30	3600 lm	120°

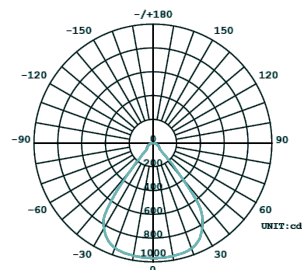


MP-Prismatic



Timo MP — Micro Prismatic


- Tool-less installation on T15/T24 T bars
- All patterns are possible; Seamless Connection.
- One driver to multiple light module, loop in&out
- 5 Years Warranty; CE, RoHS2.0, REACH approval
- Product description: The Cyanlite™ LED T grid linear light - Timo, is designed for T15/T24 T bars. No need to modify or change anything on original T-bar or ceilings, Timo is fixed to the original T bar easily and fast.



Scan now
to get product
details



TIMO MP Micro Prismatic LED T Grid Linear Light



Tool-less
Installation

9
seconds
to install one light

Model	Part Number	Dimension (mm)	Power (W)	Lumen Output	Beam
MP-Prismatic	TB15W060TMP	600x26x20	15	1500 lm	90°
	TB15W062TMP	625x26x20	15	1500 lm	90°
	TB30W120TMP	1200x26x20	30	3000 lm	90°
	TB30W125TMP	1250x26x20	30	3000 lm	90°

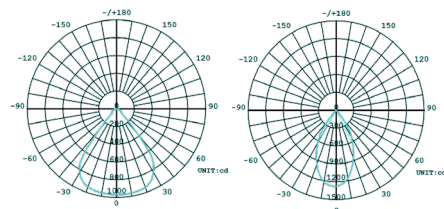


BR-Black Reflector



Timo BR — Black Reflector

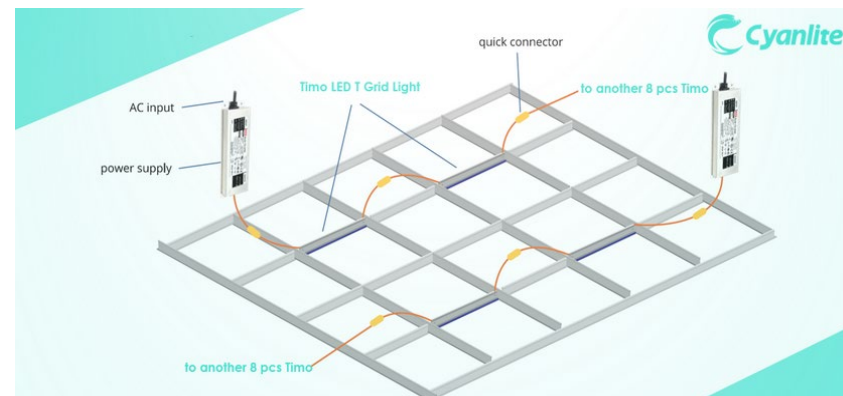

- UGR<16 at 60D beam, UGR<19 at 90D beam
- All patterns are possible; Seamless Connection.
- One driver to multiple light module, loop in&out
- 5 Years Warranty; CE, RoHS2.0, REACH approval
- Product description: The Cyanlite™ LED T grid linear light - Timo, is designed for T15/T24 T bars. No need to modify or change anything on original T-bar or ceilings, Timo is fixed to the original T bar easily and fast.



Scan now
to get product
details



■ TIMO BR Black Reflector LED T Grid Linear Light



Model	Part Number	Dimension (mm)	Power (W)	Lumen Output	Beam
BR-Black Reflector	TB15W060TBR	600x26x20	15	1500 lm	60° /90°
	TB15W062TBR	625x26x20	15	1500 lm	60° /90°
	TB30W120TBR	1200x26x20	30	3000 lm	60° /90°
	TB30W125TBR	1250x26x20	30	3000 lm	60° /90°

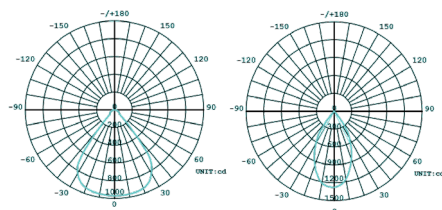


WR-White Reflector



Timo WR — White Reflector

- UGR<19 at 60D&90D beam
- All patterns are possible; Seamless Connection.
- One driver to multiple light module, loop in&out
- 5 Years Warranty; CE, RoHS2.0, REACH approval
- Product description: The Cyanlite™ LED T grid linear light - Timo, is designed for T15/T24 T-bars. No need to modify or change anything on original T-bar or ceilings, Timo is fixed to the original T bar easily and fast.



Scan now
to get product
details




■ TIMO WR White Reflector LED T Grid Linear Light



Suitable for
All T24/T15
T-Bar
Ceilings



Model	Part Number	Dimension (mm)	Power (W)	Lumen Output	Beam
WR-White Reflector	TB15W060TWR	600x26x20	15	1650 lm	60° /90°
	TB15W062TWR	625x26x20	15	1650 lm	60° /90°
	TB30W120TWR	1200x26x20	30	3300 lm	60° /90°
	TB30W125TWR	1250x26x20	30	3300 lm	60° /90°

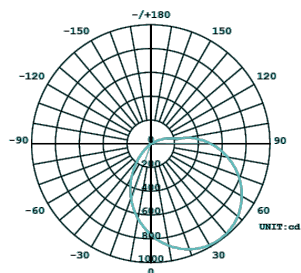


AS-asymmetric



Timo AS — Asymmetric

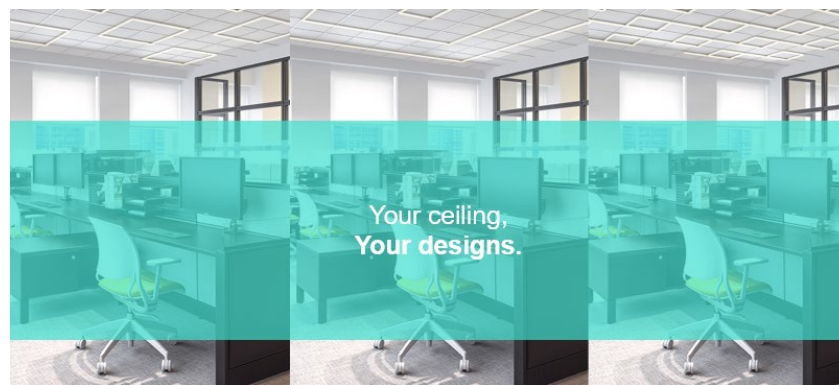

- Tool-less installation on T15/T24 T bars
- All patterns are possible; Seamless Connection.
- One driver to multiple light module, loop in&out
- 5 Years Warranty; CE, RoHS2.0, REACH approval
- Product description: The Cyanlite™ LED T grid linear light - Timo, is designed for T15/T24 T bars. No need to modify or change anything on original T-bar or ceilings, Timo is fixed to the original T bar easily and fast.



Scan now
to get product
details



TIMO AS Asymmetric LED T Grid Linear Light



Model	Part Number	Dimension (mm)	Power (W)	Lumen Output	Beam
AS-asymmetric	TB15W060TAS	600x26x20	15	1500 lm	120°
	TB15W062TAS	625x26x20	15	1500 lm	120°
	TB30W120TAS	1200x26x20	30	3000 lm	120°
	TB30W125TAS	1250x26x20	30	3000 lm	120°

5 Years Warranty

L80B20 > 50,000H

SDCM < 3

PF > 0.95

Philips SR DALI

Easy Air Sensor

ASTRO

Asymmetric LED Linear Light

With Philips Easy Air SR Sensor Ready

Suitable for T-bar Lay-On installation and Gypsum board recessed

Daylight sensing and motion sensing

Philips Xitanium SR DALI driver

Customization oriented, tailor-made sizes are welcome



Model	Part No.	Power	Lumen	Size	Control
150x1200	PB26W212AS-EA	26W	3000 lm	145x1195x60 mm	EA sensor
150x1500	PB35W215AS-EA	35W	4000 lm	145x1495x60 mm	
150x1200	PB26W212AS	26W	3000 lm	145x1195x60 mm	On/Off
150x1500	PB35W215AS	35W	4000 lm	145x1495x60 mm	

TURBO

LED Linear Batten Light

Power and CCT Adjustable batten

Easy to open and install

CCT & Power Adjustable by dip-switch

Various dimming options, including 0-10V, DALI, Switch Dim etc.

Side wiring and Back wiring optional



Model	Part No.	Power	Lumen	Size	Efficiency
600 mm	LB20W060T	Max 20W	Max 2600 lm	600x56x68	140 lm/W
1200 mm	LB35W120T	Max 35W	Max 4800 lm	1150x56x68	140 lm/W
	LB35W120T-CS	Max 35W	Max 4800 lm	1150x56x68	140 lm/W
1500 mm	LB60W150T	Max 60W	Max 8100 lm	1450x56x68	140 lm/W
	LB50W150T-CS	Max 50W	Max 7000 lm	1450x56x68	140 lm/W
1800 mm	LB70W180T	Max 70W	Max 10,000 lm	1750x56x68	140 lm/W

5 Years Warranty

L80B20 > 50,000H

SDCM < 3

PF > 0.95

Emergency Optional


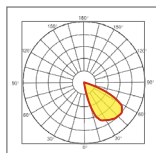
Sensor Optional

CCT&Pwr Adjustable


140 lm/W

IP20& IK04

Mounted with BESA



Featured Products



Air Vent Light / p.36-39

Air handling/return
Customized sizes
UGR<19 @ 4800 lm



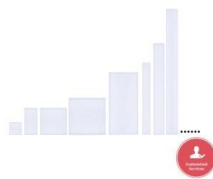
IP65 Antibacterial/ p.36

Nano Silver Ion technology
99.9% bacteriostasis rate
No harm to human



COI<3.3/Ra>97/ p.36

Upto 120 lm/w
Diameter from 40 to 120 cm
Up/down lighting optional
Multiple installation fixtures



Customized/ p.36

Diameter from 30 to 120 cm
Up/down lighting optional
Multiple installation fixtures

LED Lighting with Air Vents

With Air/Aircon Slots for air handing/return

Flexible and customization oriented, customized sizes are welcome

Various dimming options, including 0-10V, DALI, Switch Dim etc.

For T-Bar Lay-On ceiling and other ceiling systems



Model	Part No.	Power	Lumen	Size	Efficiency
600x600	PB35W060P-AV	35W	4375lm	595x595x30mm	125lm/W
625x625	PB35W062P-AV	35W	4375lm	620x620x30mm	125lm/W
300x1200	PB35W312P-AV	35W	4375lm	295x1195x30mm	125lm/W
600x1200	PB45W612P-AV	45W	5625lm	595x1195x30mm	125lm/W

5 Years Warranty

L80B20 > 50,000H

SDCM < 3

PF > 0.95

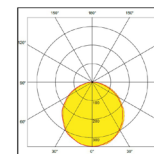
UGR<19@4800lm

PMMA Lens

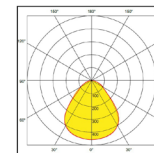
HRR Backboard

125 lm/W

OP: Opalic 110°



MP: MicroPrismatic 90°



5 Years Warranty

L80B20 > 50,000H

SDCM < 3

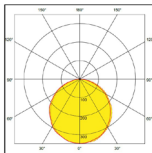
PF > 0.95

IP65 rated

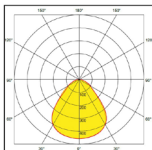
99.99% Kill rate

UGR<19@4800lm

OP: Opalic 110°



MP: MicroPrismatic 90°



IP65 Antibacterial

LED Panel Light

With Nano Silver Ion Technology

Nano silver ion antimicrobial technology diffuser

The bacteriostasis rate is more than 99%.

Harmless to human body, no skin irritation, safe and non-toxic

Stable under strong ultraviolet and acid rain conditions

Easy and fast installation, saving installation cost



Model	Part No.	Power	Lumen	Size	Efficiency
600x600	PB35W060P-AB	35W	4375lm	595x595x30mm	125lm/W
625x625	PB35W062P-AB	35W	4375lm	620x620x30mm	125lm/W
300x1200	PB35W312P-AB	35W	4375lm	295x1195x30mm	125lm/W
600x1200	PB45W612P-AB	45W	5625lm	595x1195x30mm	125lm/W

Medical COI<3.3

LED Panel Light

CRI>97 for Cyanosis Observation

Cyanosis Observation Index (COI) <3.3

Fully compliant to AS1680.2.5

Various dimming options, including 0-10V, DALI, Switch Dim etc.

SAA approved driver and with Australian plug attached



5 Years Warranty

L80B20 > 50,000H

SDCM < 3

PF > 0.95

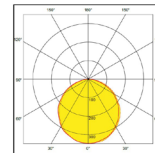
CRI>97

COI<3.3

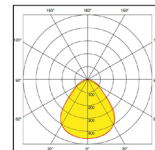
100 lm/W

IP20& IK04

OP: Opalic 110°



MP: MicroPrismatic 90°



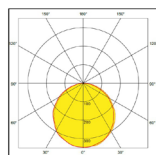
Model	Part No.	Power	Lumen	Size	CRI
600x600	PB40W060-CO	40W	4000 lm	595x595x30mm	>97
300x1200	PB40W312-CO	40W	4000 lm	295x1195x30mm	>97
600x1200	PB60W612-CO	60W	6000 lm	595x1195x30mm	>97

- Different Sizes
- Different Shapes
- Different IP rating
- Different Beam
- Different Application
- Different Installation

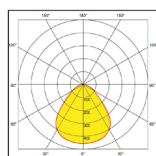
- All accepted



OP: Opalic 110°



MP: MicroPrismatic 90°



Customized Sizes LED Lighting




Turning your ideas into reality

Cyanlite strong R&D Team ODM for many Top lighting brands

Excellent SCM to support your different requirements

Fast Design and Sampling

Flexibility is one of Cyanlite Core-Value



	Low Voltage 12V/24V/48V		Health Care COI<3.3
	PoE RJ45 Plug-In		Air Con Air Slot
	Water-Proof IP65		Irregular Shape

Cyanlite Special Application series

Featured Products



Oria PA/ p.94

Power Adjustable
Upto 25,600 lm @ 160W
1-10V dim as standard
120D/90D/60D optional



Oria SR/ p.95

Microwave **Sensor Ready**
Power Adjustable
Upto 25,600 lm @ 160W
1-10V dim as standard
120D/90D/60D optional

ORIA

Power Adjustable LED Highbay Light

1-10V dimmable 80-160W LED Highbay Light

Upto 25,600 lumen

80W/100W/130W/160W power adjustable by dip-switch

Upto 170 lm/W

1-10V dimmable as standard, DALI optional

120° beam as standard, Optional 60° and 90° beam



Model	Part No.	Power	Lumen	Size	Efficiency
Oria	HB160WD39-PA	160W	25 600 lm	D390x120 mm	170 lm/W
		130W	20 800 lm		
		100W	17 000 lm		
		80W	13 600 lm		
		Adjustable	Adjustable		



5 Years Warranty

Power Adjustable

Upto 170 lm/W

L80B20 > 50,000H

60D/90D/120D Lens

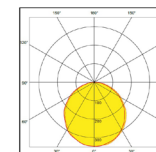
UGR<19@60° Lens

SDCM < 3/PF > 0.95

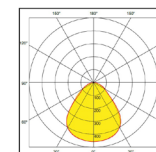
IP65, IK09

Glow Wire 850° C

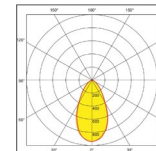
Standard 120° lens



Optional 90° lens



Optional 60° lens



Microwave Sensor

5 Years Warranty

Power Adjustable

Upto 170 lm/W

L80B20 > 50,000H

60D/90D/120D Lens

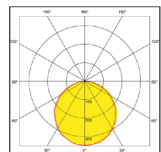
UGR<19@60° Lens

SDCM < 3/PF > 0.95

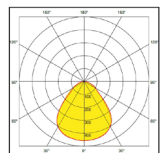
IP65, IK09

Glow Wire 850° C

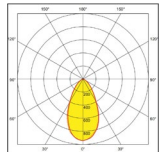
Standard 120° lens



Optional 90° lens



Optional 60° lens



ORIA SR

Power Adjustable LED Highbay Light

Sensor Ready 1-10V dimmable 80-160W LED Highbay Light

Microwave Sensor with motion & daylight sensing

Upto 25,600 lumen

80W/100W/130W/160W power adjustable by dip-switch

Upto 170 lm/W

1-10V dimmable as standard, DALI optional

120° as standard, Optional 60° and 90° beam



Model	Part No.	Power	Lumen	Size	Efficiency
Oria SR	HB160WD39-SR	160W	25 600 lm	D390x120 mm	170 lm/W
		130W	20 800 lm		
		100W	17 000 lm		
		80W	13 600 lm		
		Adjustable	Adjustable		

ORIA LED Highbay Accessories

Different Beam Optic Lens



60° PC lens



90° PC lens



Microwave Sensors

Motion/Daylight Sensor



Motion/Daylight Sensor



Remote Control



Installation Mounting Kit

Stainless Steel Chain



Stainless Steel Carabiner



Surface Mounted Bracket





“Righteous People

Reliable Light”



www.cyanlite.com